



ORBI TRADE

TRADING RULES

January 15th 2025, 01.00 AM (UTC+2)



+1 737 232 2299



+62 878 6587 1185



www.orbimarket.co

Part 1: GENERAL TERMS AND CONDITIONS

1. Introduction

The Agreement is entered by and between Orbi Trade International Ltd (*"the Company"*) on the one part and the Client (which may be a legal entity or a natural person) who has completed the Account Opening Application Form (hereinafter called the *"Client"*) on the other part.

The Company is authorized by the Financial Services Authority of Seychelles with Securities Dealer's License Number SD165.

This Client Agreement with the following documents found on the Company's website (namely *"Orbi Trade Trading Rules"*, *"Partnership Agreement"*, *"Warranty Algorithm"*, *"Warranty Maximum Spread"*, *"Term and condition"*), as amended from time to time, (together the *"Agreement"*), as well as any other documentation that is posted at the website or may be communicated to a Client as a result of his participation in any of the Company's campaigns and/or loyalty programs, set out the terms upon which the Company will offer Services hereunder to the Client and shall govern all CFD activity of the Client with the Company during the course of the Agreement.

The Agreement overrides any other agreements, arrangements, express or implied statements made by the Company or any Introducer(s).

The Company will collect, use, store, and otherwise process personal information of the Client, as set out in the Privacy Policy, as amended from time to time, and available on the Company's website.

2. Risk Understanding Statement

Furthermore, under no circumstances is ORBI TRADE responsible for any indirect or consequential losses, including lost profits, loss of goodwill, or missed profit opportunities.

The Parties agree that the liability limitations stated in this clause have been the result of fair and reasonable negotiations, considering the circumstances that were or should have been known or contemplated by the Parties regarding these trade terms.

If any issues arise or if traders have important questions, please do not hesitate to contact ORBI TRADE. We will be happy to provide a Trading Journal Report and historical Tick Price data from our server. You can reach us on WhatsApp at +1 737 232 2299 or +62 8 111 717 999 (Bahasa).

3. Client Acceptance and Due Diligence

It is understood that the Company may not accept the Client as its client, and hence refuse to open a Client Account for him and/or refuse to accept any money from him and/or refuse to allow the Client to initiate trading activities, until the Client properly and fully fills in and submits the Account Opening Application Form together with all the required identification documentation and all internal Company checks (including without limitation anti-money laundering checks, appropriateness tests and identification procedures) have been fully satisfied. Furthermore, the Company retains the right during

the business relationship with the Client, to request at any time any other documentation and/or information from the Client that the Company considers necessary as part of the Company's ongoing monitoring of the Client's activity. It is further understood that the Company reserves the right to impose additional due diligence requirements to accept Clients residing in certain countries.

The Client upon accepting the documents found on the Company's website which set out the terms upon which the Company will offer Services and has fully satisfied the Company's required identification documentation requirements and been verified, may deposit any amount and in any currency as defined and accepted by the Company from time to time and start trading. The Company reserves the right to define at its absolute discretion and at any time the required identification documentation, the minimum and maximum amounts of deposit(s) as well as the time period in which the Client must fully satisfy the Company's required identification documentation requirements and any other relevant ad-hoc request. In this respect, the Client shall be notified with a Written Notice. In the event that, the Client does not fully satisfy the Company's required identification documentation requirements within the time period set by the Company, the Company reserves the right to return any funds deposited back to their origin and impose restrictions in the operation of the Client Accounts including but not limited to restrictions to additional deposits and/or immediately terminate the business relationship with the Client and close the Client Account and/or to proceed to any other action deemed necessary.

4. Cost and Taxes

The provision of Services and the performing of both trading and non-trading operations under the Agreement is subject to the payment of charges to the Company (*the "Costs"*). Costs to the Company are set out on the Company's Website and/or on the Client's Personal Area and/or are communicated to the Client through other means. Costs related to trading operations under the Agreement, may be charged at the opening and/or during the lifetime and/or upon the closing of such trading operations.

When placing Orders in CFDs, the related Costs may appear relative to the value of the CFD, therefore the Client has the responsibility to understand how Costs are calculated in this case.

The Company may vary its Costs from time to time. The Company will send a Written Notice to the Client informing of any changes before they come into effect and the latter shall be free to dissolve the contract immediately. In the event that such change is based on a change in interest rates or tax treatment or where there is a valid reason, the Company shall have the right to amend it without prior notice to the Client provided that the Company shall inform the Client at the earliest opportunity and that the latter is free to dissolve the contract immediately.

When providing a Service to a Client, the Company may pay or receive fees, commissions or other monetary or non-monetary benefits to, or from third parties as far as permissible under Applicable Regulations. The Company will provide information on such benefits to the Client if required under Applicable Regulations.

The Company will not act as a tax agent for the Client. The Client shall be solely responsible for all filings, tax returns, and reports on any Transactions which should be made to any relevant authority, whether governmental or otherwise, and for payment of all taxes (including but not limited to any transfer or value-added taxes), arising out of or in connection with any Transaction.

The Client undertakes to pay all stamp expenses relating to this Agreement and any documentation which may be required for the carrying out of the transactions under this Agreement.

The Company may charge the Client for carrying out operations to pay in/withdraw funds. The amount of charge for paying in/ withdrawal of funds depends on factors such as the transaction sum, the type of transaction, the transaction currency, the system of payment etc.

The Trading Commission and/or the Spreads and/or any other applicable Costs for performing trading operations in Trading Accounts are shown on the Company's Website in the Contract Specifications section and/or on the Client Terminal and/or on the Trading Platform.

5. Special Market Conditions And Force Majeure

ORBI TRADE reserves the right to determine emergencies or extraordinary and unpredictable market conditions that may result in market suspension or closure. However, ORBI TRADE will make every effort to correct reproducible errors and defects in the standard ORBI TRADE service; aside from this, ORBI TRADE does not provide any warranties under these conditions.

- The following are some examples of events considered as force majeure:
- Natural Disasters: Earthquakes, floods, storms, wildfires, tsunamis, and volcanic eruptions.
- Other Natural Events: Landslides, snowstorms, and extreme drought.
- Social Events: Riots, wars, acts of terrorism, uprisings, and revolutions.
- Government Policies: New regulations, embargoes, border closures, and sudden policy changes.
- Epidemics and Pandemics: Widespread disease outbreaks such as the COVID-19 pandemic.
- Infrastructure Disruptions: Major power outages, IT system failures, and damage to essential infrastructure.
- Other Extraordinary Events: Large-scale cyber-attacks, fires in factories or production facilities, and major industrial accidents.

Therefore, when force majeure is declared, the affected party will not be considered in breach of contract and may be excused from the obligation to fulfill contractual duties for the duration of the force majeure period.

6. Wrong Quote

ORBI TRADE has the right to make corrections/cancellations of transactions according to the current price under the following conditions:

- An error occurs in exceptional circumstances, such as in a highly volatile market before or after a news release.
- It occurs when a transaction is based on a price delay and Wrong Quote, such as an incorrect price when the market is active.
- All of the above provisions will be thoroughly reviewed before any action is taken.

7. Change Password When Opening A Trading Account For The First Time

When you open a trading account for the first time, you will receive your account password from your admin and/or trading advisor. It is essential that you IMMEDIATELY CHANGE the PASSWORD to one of your choice, ensuring it is easy to remember.

Here is a tutorial for changing the password in Meta Trader 5:

- Select "Manage Account"
- Choose "Change Password"
- Click "Change Master Password"
- Enter Your Old Password & Enter a New Password (make sure it's easy to remember)
- Click "Next"
- Done

Part 2: ORBI TRADE ADVENTAGE

Welcome to ORBI TRADE!

ORBI Trade is a direct market access CFD (Contract for Difference) broker based in Seychelles. We help connect you directly to worldwide exchanges, providing real-time price feeds for Forex, Gold, Silver, Oil, and Cryptocurrency.

Each trade with us is guaranteed. Any errors, incorrect quotes, spread anomalies, transaction delays, or other issues will be compensated. Our trading journal provides evidence for every occurrence.

On the other hand, you can enjoy our FOREXFLIX e-learning system and **free trading signals** within our interactive membership area and mobile apps. Supported by major exchanges worldwide, ORBI Trade wholeheartedly serves traders with the concept of Direct Market Access (DMA) & Contract For Difference (CFD) orders to liquidity providers. Our transaction speeds are as fast as demo accounts, with instant market execution in as little as 100 microseconds.

With a highly competitive flat commission, we ensure that each trade is fair and transparent. Additionally, you can benefit from a no-swap Sharia account. We also work closely with overseas bank accounts to expedite your withdrawal and deposit transactions, completing them in less than 59 minutes.

Only at Orbi Trade, You can trade Quietly, Quickly, and Completely! Why should you choose Orbi Trade for your trading needs? Here are the reasons:

- 1. Safe trading**
Orbi trade provides a consistent spread and ensures there are no system errors.
- 2. Fast trading**
Experience trading speeds without requotes, allowing you to maximize your profits. Furthermore, our deposit and withdrawal processes are completed in under 59 minutes.
- 3. Complete range of instruments**
At orbi trade, you can trade anything! Our diverse range of instruments includes forex, us stocks, commodities, and cryptocurrencies.
- 4. Analysis reference (free signal & roadmap)**
Receive more than five signals a day for your trading reference and analysis from our trusted analysts at orbi trade.
- 5. Comprehensive education**
Orbi trade gives routine education a minimum of 60x in one year includes live trading.
- 6. Join the largest trader community**
When you join orbi trade, you'll be invited to participate in active and constructive trader groups or communities. Contact +62 8111 717 999 for the invite link.
- 7. Exciting events**
Orbi trade regularly hosts exciting events, such as trading competitions and opportunities to copy expert traders, which will not disappoint and help you expand your trading skills.

DMA & CFD Type

DMA (Direct Market Access) & CFD (Contract For Difference) offer smaller spreads and faster platform execution (no requotes) as your orders go directly to the Market or Liquidity Provider.

1-Second Execution on Non-Farm-Payroll and Other News

ORBI TRADE is the only broker in the world that provides real-time execution speed, with execution times as fast as 1 second, even during Non-Farm Payroll and other important news events.

59-Minute Deposit and Withdrawal

ORBI TRADE guarantees that deposits and profit withdrawals will be processed smoothly, provided that the data you submit is complete and accurate. You can request deposits and withdrawals everyday (Monday to Sunday) from 03:00 to 16:00 GMT+2 (during online banking hours).

Automatic Order Fill

All orders you place/open at ORBI TRADE will be directed straight to the Liquidity Provider without any intervention from the Dealing Desk.

ORBI TRADE TRADING ACCOUNT

No matter your goals in the capital market, ORBI TRADE has an account to suit your investment style and needs.



| Features | Recreation | Professional | Syariah | Signature |
|---------------------------------------|------------|--------------|-----------|-----------|
| Community | ✓ | ✓ | ✓ | ✓ |
| Get All Type Signal | Limited | Unlimited | Unlimited | Unlimited |
| Trading School / Webinar | Limited | Unlimited | Unlimited | Unlimited |
| Expert Advisor | ✓ | ✓ | ✓ | ✓ |
| Trading Competition | ✓ | ✓ | ✓ | ✓ |
| Roadmap | ✗ | ✓ | ✓ | ✓ |
| Live Trade With Master Trader | ✗ | ✗ | ✓ | ✓ |
| Tradeflix | ✗ | ✗ | ✓ | ✓ |
| Expert Trader Challenge | ✗ | ✗ | ✓ | ✓ |
| Trading Plan | ✗ | ✗ | ✓ | ✓ |
| Private Consulting With Master Trader | ✗ | ✗ | ✗ | ✓ |

*Traders are allowed to have 2 (two) Active Account at Orbi Trade



Part 3: ORBI TRADE GUARANTEE

Orbi Trade is the only broker in the world that offers a guarantee. In the event of slippage, abnormal spread widening, or system errors causing price freezes or wrong quotes, Orbi Trade will provide compensation to those affected.

Orbi Trade guarantees safe trading with the following features:

- **100% CONSISTENT SPREAD**
If there are inconsistent or abnormal spreads, Orbi Trade will manually check the journal to ensure your transactions are consistent.
- **SUPERFAST TRADING WITHOUT REQUOTE**
If slippage in Orbi Trade exceeds the maximum spread, any losses caused by slippage will be compensated for.
- **DEPOSIT & WITHDRAW IN LESS THAN 1 HOUR**
If your order is not completed within one hour, please let us know, and we'll ensure your order is processed within the next five minutes. You can request deposits and withdrawals everyday (Monday to Sunday) from 03:00 to 16:00 GMT+2 (during online banking hours).

WHAT WILL GUARANTEED OF?

1. PRICES SLIPPAGE

Slippage occurs when an order is filled at a price that differs from the requested price. It is the difference between the intended execution price and the actual execution price. Slippage can happen when market prices change rapidly during the delay between order processing and completion, especially during high periods of volatility, such as breaking news or economic data releases. However, trading on Orbi Trade offers a solution. Slippage with a price difference exceeding the constraint slippage per pair will be compensated, and the difference in profit will be returned to you in Dollars.

Possible Impacts:

Prices difference between price done and request price

2. WIDENING SPREAD

The bid and ask prices of trading instruments on the platform come from liquidity providers. In abnormal market conditions, such as before and after the release of major economic data, during periods of volatile market conditions, times of illiquidity, and other factors, bid and ask prices may vary. The spread may also widen during market opening and at the beginning of the Asian time zone, at the end of the New York time zone, and whenever the value date changes.

Additionally, Widening of Spreads often occurs in Liquidity Providers during Market Closing/Opening, especially with Exotic Pairs (Pairs that are not against the USD), which may experience wider spreads (30 - 60 pips) compared to stable market conditions. Therefore, it is advisable to avoid holding Overnight positions for these Exotic Pairs as Stop Loss could be affected during that time.

Nevertheless, there is no need to worry since, on Orbi Trade, the widening of the spread exceeding the constraint spread per pair will be compensated, and the difference in profit will be returned to you in Dollars.

Possible Impacts:

- Pending Order/SL was done at a price that was not yet shown on the chart
- Pending Order/TP was not done, even though the price has reached the TP price

3. SYSTEM ERROR

In exceptional market conditions or force majeure events, such as price suspensions, server outages, or errors, ORBI TRADE will only accept order liquidation.

Prices Freeze: Unable to login Mt5 Account or Stopped Price

Possible Impacts:

Unable to close the floating position

Don't worry! If this happens to you, Orbi Trade will compensate for you.

The detailed calculation of compensation under the Orbi Trade guarantee and way to claim can be found in the "Orbi Trade Warranty Algorithm" document. You are required to read and understand this document to ensure a better trading experience.

Part 4: TRADING REQUIRMENT

1. TRADE SIZE

Trading instruments are offered in different sizes, starting from micro account size (0.01 LOT). For instance:

- a) In micro-lots (0.01 LOT)
- b) In mini lots (0.1 LOT)
- c) In standard lots (1 LOT)

2. MARGIN DEPOSIT

To open a real account at ORBI TRADE, a deposit is required. The minimum deposit for each account type follows these rules:

- a) \$50 for Recreation account
- b) \$1,000 for Professional account
- c) \$2,500 for Sharia account
- d) \$35,000 for the Signature account

3. BID / ASK SPREADS

The bid and ask prices of trading instruments on the platform are determined by the liquidity providers. In abnormal market conditions, such as before and after the release of major economic data, during periods of volatile market conditions, or times of illiquidity, among other factors, bid and ask prices may vary. Additionally, bid and ask prices are influenced by market openings, the beginning of the Asian time zone, the end of the New York time zone, and any changes in the value date, potentially resulting in wider spreads.

Moreover, we would like to inform you about the Widening of Spreads, which often occurs in Liquidity Providers during Market Closing/Opening, particularly with Exotic Pairs (Pairs that are not against the USD). Exotic Pairs tend to experience wider spreads (30 - 60 pips) compared to normal spreads in stable market conditions. Hence, it is advisable to avoid holding Overnight positions for these Exotic Pairs, as the Stop Loss could be affected during that time.

UNDERSTANDING SPREADS & HOW SPREADS AFFECT YOUR TRADING

For example, if you examine the EURUSD chart and it reaches the price of 1.2600 (take profit for the short term), your order may not stop or close immediately. This is commonly known as the market spread. Please be aware that the price on the chart is the bid price, not the ask price. To achieve the take profit at 1.2600, the Euro-Dollar pair must reach the price of 1.2600 + the market spread. Likewise, to determine the stop loss level, the price must reach 1.2750 + the market spread.

If the spread is 2 points, the take profit for the short term would be 1.2602, and the stop loss level would be set when the price reaches 1.2752.

Now, let's consider a scenario where the spread widens by +10 points. In this case, the price should be at 1.2612 to achieve the take profit and stop trading. Additionally, the price would need to reach 1.2760 to set the stop loss.

Notes:

If a trader is uncertain about the Take Profit or Stop Loss point or level, it is advisable to make a decision before the rules' provisions take effect. In such cases, it is recommended to contact ORBI TRADE via WhatsApp at +1 737 232 2299 or +62 8 111 717 999 (Bahasa).

We will be glad to receive and maintain the journal report and price tick history on our server.

4. ORDER EXECUTIONS

Your MT5 platform offers all standard types of market orders, including market execution, limits, and stops. Additionally, Trailing Stops are available, allowing the Stop level to move in line with the market price, and it is supported for all types of Stop orders.

All stop and limit orders can be placed as follows:

- a) Day Order: This order automatically expires at the end of the working day when it is placed.
- b) Good Till Canceled (GTC): This order remains active until it is manually canceled.

5. MARKET ORDER EXECUTION

Currently, the primary method used to execute trades via the ORBI TRADE platform is "Market Orders Execution." Market orders are executed at the current available price for a specified amount, but please be aware that this may result in slippage.

In abnormal market conditions, particularly before and after major economic news releases when market conditions are unstable, trading transactions may not be executed at all (off-quote) due to the unavailability of the Automatic Order Fill volume.

6. PENDING ORDER

All pending orders (Buy Limit, Sell Limit, Sell Stop, Buy Stop, Take Profit & Stop Loss) will be executed at the market price when opened.

For example: If you request a sell stop order on Dow Jones Index at 33,000, and the next price of DJI is 31,000, then your order will be executed at 31,000.

Other Important Notes:

Pending orders, including Stop Loss/Take Profit for CFD US Stocks pairs, have a Good Till Today (GTD) expiration.

7. INTEREST / SWAP

An interest/swap rate is the overnight interest or rollover (earned or paid) for holding positions overnight in forex trading. Each trading instrument has its swap fee, which is calculated based on the volume used.

The interest/swap rate is subject to change depending on fluctuations in the country's primary interest rate and is calculated daily at the close of the New York market. Additionally, there is an additional swap of three times the average amount, which occurs every Wednesday to compensate for the swap fees on Saturdays and Sundays when the market is closed.

8. COMMISSION

A commission will be deducted from your Trading Account instantly once the Open Order is executed.

9. ADJUST ROLL-OVER

For customers with Free Swap Accounts, there is an Adj Roll Over Fee. This Roll Over Adj is a replacement fee for the Swap charged for Free Swap Accounts, and it is only applied to transactions that exist at the end of the month.

So, if there are no open positions from the end of the month to the beginning of the following month, this fee will not be charged. Hence, we recommend that for Free Swap accounts, you avoid holding positions at the end of the month.

(Average Spread x lot) + Commission

Study Case:

Open Sell EURUSD on November 30th at 1.13736 (1 lot)

Open Sell XAUUSD on the same day at 1222.85 (1 lot)

And then close on 01st December. So, Roll Over fee EURUSD :

$$(25 \times 1) + 30 = \$55$$

Roll Over fee XAUUSD :

$$(30 \times 1) + 30 = \$60$$

Standard Operating Procedure (SOP) for Debiting Adjust Roll Over

- a) The Adjust Roll Over fee will be deducted from your Free Margin at the end of the month, at the market close.
- b) If the funds available in Free Margin are insufficient, we will contact you to top up the required amount of funds.
- c) The top-up process takes up to 5-7 trading days.
- d) If you do not top up within that time period, the floating positions will be closed one by one (First in, First Out) until the funds available in your Free Margin are sufficient to cover the Adjust Roll Over fee.

Calculations may vary depending on market conditions and average spreads.

10. LEVERAGE

The forex market's main benefit is offering the highest leverage (lowest margin) among various financial products. This allows all traders to participate in the global market, which may not be possible in other financial worlds.

All accounts in Orbi Trade have a leverage of 1:200.

11. MARGIN REQUIREMENT

The Client must deposit and maintain the Initial Margin and/or Hedged Margin in the amount established by the Company at the time the position is opened. Client shall maintain, without notice or demand by the Company, sufficient equity in Client's account at all times to continuously meet Margin Requirements. The Client must at all times satisfy the Margin Requirements calculated by the Company. It is the Client's responsibility to ensure that he/she understands how Margin is calculated.

The Company, subject to Applicable Regulations, will be entitled to increase or decrease the Margin requirements for any or all clients for any open or new positions at any time, in the Company's sole discretion without prior notice. Any increase in Margin Requirements will be due and payable immediately on the Company's demand. The Company will only increase or decrease Margin requirements where the Company reasonably considers it necessary or desirable, for example but without limitation, in response to or in anticipation of any of the following:

- a) An Event of Default;

- b) A change in the market to which your margined transactions relate or in the financial markets more generally;
- c) Upcoming Economic news and/or market news which may adversely impact any margined positions;
- d) When Client changes the trading pattern with the Company and/or an Affiliate company such that the Company determines in its reasonable discretion further margin is required in order to manage the risks associated with the Clients' transactions;
- e) Clients' exposure to the Company and/or an Affiliate company being concentrated in a particular currency pair or underlying instrument.

It is the Client's sole responsibility to monitor Client's account so that at all times the account contains sufficient equity to meet Margin Requirements. The Company may reject any order if Client's account has insufficient equity to meet Margin Requirements, and may delay processing of any order while determining the margin status of the account.

Here is the margin amount per instrument:

- **Forex & Metal**
Initial Margin or Maintenance Margin or Hedge Margin x Lot : Leverage
- **Index, CLU & Cryptocurrency**
Initial Margin or Maintenance Margin or Hedge Margin x Lot
- **Commodity**
(initial margin x lot) / leverage

Notes:

- Initial Margin is the minimum funds required to open a position.
- Maintenance Margin is the minimum funds required to hold a position.
- Hedge Margin is the minimum funds required to lock a position.

12. Initial Margin Before, During, and After Major News Releases (Dynamic Margin)

Please Note: The initial margin requirement to open a position is **3x (three times)** higher than during normal trading periods for the duration of **1 hour before until 1 hour after** a major news release. However, the margin requirement to maintain an existing position remains unchanged.

Example:

- Under normal market conditions, opening or holding 1 Lot XAUUSD with a 1:200 leverage requires a Free Margin of **\$500**.
- Under this rule, if you wish to open a new position within **1 hour before until 1 hour after** a major news release, you will need a minimum Free Margin of **\$1,500**.
- Once the position is opened, the margin to maintain it remains at **\$500**.

This system is designed to require a larger Free Margin to open new positions during critical periods but does not affect or impact existing positions.

List of Major News Events Covered by This Rule:

| No | News |
|----|---------------------------------|
| 1 | FOMC |
| 2 | JOLTs Job Openings |
| 3 | GDP |
| 4 | Initial Jobless Claims |
| 5 | PPI |
| 6 | CPI |
| 7 | S&P Global US Manufacturing PMI |
| 8 | ISM Non-Manufacturing PMI |
| 9 | NFP |
| 10 | Core Retail Sales |
| 11 | ISM Manufacturing PMI |
| 12 | Crude Oil Inventories |
| 13 | Fed Chair Powell Speaks |
| 14 | Existing Home Sales |

Notes: The above list of news events may be updated in the future if additional events are identified as having a significant market impact.

13. HEDGING

Hedging/Locking is a situation where there are two opposite trading positions on the same currency pair. When this happens, the margin requirement for each position is calculated to be 50% of the standard margin requirement.

Example:

- Long position of 0.1 lot of EUR/JPY
- Short position of 0.1 lot of EUR/JPY

Typically, the margin requirement for both positions is \$100, but in this case, the value of the margin requirement for both positions is \$50.

BE AWARE!

- Hedging can cause a Stop Out when there is a widening of spread in a market situation with high volatility.
- Spread widening can lead to increased losses on one trading position, and the other position may not be able to sustain them. This can result in a Stop Out on your trading account.
- Please note that hedging pending orders (for example: buy stop and sell stop) placed within the period of 1 hour before until 1 hour after a news release will not be covered by warranty.

14. MARGIN CALL

Metatrader5 will trigger a margin call when the margin level on the account reaches 100%. Margin levels can be found in the Trade tab menu in Metatrader5.

15. STOP OUT (AUTO-CUT) LEVEL

Whenever the margin level reaches 30%, Metatrader5 will automatically partially close all trade positions to avoid more significant losses.

If at any time the Equity falls below a 30% Margin Levels of the Necessary Margin, the Company has the right to close any, or all of the Client's Open Positions without the Client's consent or any prior Written Notice to him.

16. ROUTINE MAINTENANCE

To ensure your trading convenience, regular maintenance for the system running on Metatrader 5 will be conducted on the following schedule:

Monday – Friday: 23:55 - 00:05 GMT+2 Meta Time (04:55 - 05:05 GMT+7).

Sunday: 03:00 - 05:00 GMT+2 Meta Time (08:00 - 10:00 GMT+7).

During weekend routine maintenance, there will be an impact on Cryptocurrencies, and they cannot be traded during the maintenance time.

17. DORMANT ACCOUNT

Accounts that have remained unused for the past 180 days will be considered dormant and can no longer be used for trading and/or transaction purposes.

18. ARBITRAGE TRADING

ORBI TRADE does not allow arbitrage trading. Arbitrage trading is considered exploitation, a violation of trade laws, and would be unfair to clients. Therefore, arbitrage trading is strictly prohibited. ORBI TRADE reserves the right to revoke arbitrage transactions and/or prohibit clients who engage in arbitrage trading.

All parties fully understand that trade orders and trade details are generated by the program and not by ORBI TRADE. ORBI TRADE is not responsible for any program errors or malfunctions, including mechanical or communication line failures, system errors, pricing errors, freezing rates, data failures, or any cause beyond its control. The Client acknowledges that any orders executed during such conditions will be considered canceled.

19. SCALPING TRADING

Each transaction occurring within a 30 second interval can only be accepted with a maximum of 4 orders per account, whether opening or closing positions.

How does this affect your transactions:

- a) For Market Execution transactions, you cannot open a new position within 30 seconds after opening a maximum of 4 other positions.
- b) For Pending Order transactions, if multiple orders are placed at the same or very close prices, only 4 positions will be executed, and the remaining orders will be automatically canceled.

20. GAP TRADING

A gap refers to the area on a chart where no trading activity has taken place. It appears as an asset's price moves sharply up or down with nothing in between, indicating that the market has opened at a different price than its prior close.

EFFECT OF MARKET GAPS ON YOUR ORDERS

Sometimes, there are instances where the price "jumps" from the closing point to the opening point. Futures prices for Gold, Forex, and index will follow the real market price represented by the liquidity provider. So when we hit 1187 on the 27th minute, it's executed at a different price because, at that minute, the price experiences jumps in ticks. Especially during events like NON-FARM PAYROLL or other Hyper News, with STP (Straight Through Processing), your system can be executed at the Best Market Price similar to Indonesian Stocks without Requote, but the price must follow the market price.

If you experience a GAP in a trade, your executed price will follow the last price. For example, if you place a BUY STOP GOLD at 1270, and the actual running GOLD cost when you enter your Pending Order is at 1260. Five minutes later, the GOLD price suddenly jumps to 1275, so your BUY GOLD Open Order will be executed at the price of 1275, not 1270 (even though you had a pending order for GOLD at 1270).

Similarly, other types of orders like BUY LIMIT, SELL LIMIT, SELL STOP, TAKE PROFIT, or STOP LOSS can also be affected by market gaps, which we cannot predict. Market gaps can be a double-edged sword for traders, leading to both significant profits and potential losses. Therefore, it is crucial to implement strict MONEY & RISK MANAGEMENT if you aim to become a PROFITABLE trader.

21. LOT FLOATING POSITION

The company restricts the floating position for each registered trader to a maximum of 20 lots and limits each pair/trader to 10 lots. This measure is implemented to prevent clients from overtrading and incurring excessive losses.

22. EXPERT ADVISOR (EA) USAGE REGULATIONS

The use of Expert Advisors (EA) on the Orbi Trade platform is not permitted during the 5 hours before or after high-impact news or events. This is because the entire warranty validation process is still manually conducted by our team to ensure optimal service quality. This policy aims to prioritize all clients who require warranty claims quickly and fairly.

Reasons for EA Usage Limitations:

It has been observed that during volatile market conditions, especially during periods of high-impact news or events, there is an increase in cases of EA errors caused by the devices themselves rather than the brokerage system. Because this can disrupt the trading experience of other clients and hinder the warranty claim process, this limitation policy is necessary.

Adjustment of EA Usage:

Users can resume using their EA once the market conditions return to neutral and stable. Users are expected to understand that this policy aims to protect the interests and trading experience of all clients.

Violation Sanctions:

Violation of this policy may result in sanctions, including access restrictions (Trading Reject) or account suspension. We expect cooperation from all users to adhere to these regulations for the common interest and better trading convenience.

We appreciate the understanding and cooperation of all users in maintaining the integrity and service quality of trading on the Orbi Trade platform.

23. LIST OF MAJOR NEWS

The following is the list of its major news:

| No | News | Currency |
|----|----------------------------------|----------|
| 1 | ISM Manufacturing PMI | USD |
| 2 | JOLTS Job Openings | USD |
| 3 | FOMC Meeting Minutes | USD |
| 4 | German Prelim CPI | EUR |
| 5 | Non-Farm Payroll | USD |
| 6 | ADP Non-Farm Employment Change | USD |
| 7 | Unemployment Claims | USD |
| 8 | Average Hourly Earnings | USD |
| 9 | Unemployment Rate | USD |
| 10 | Initial Jobless Claims | USD |
| 11 | BOE Gov Bailey Speaks | GBP |
| 12 | Core CPI | USD |
| 13 | GDP | USD |
| 14 | Core PPI | GBP |
| 15 | Claimant Count Change | GBP |
| 16 | Empire State Manufacturing Index | USD |
| 17 | Core Retail Sales m/m | USD |
| 18 | Prelim UoM Consumer Sentiment | USD |
| 19 | French Flash Manufacturing PMI | EUR |
| 20 | French Flash Services PMI | EUR |
| 21 | German Flash Manufacturing | EUR |
| 22 | Flash Manufacturing PMI | GBP |
| 23 | Main Refinancing Rate | EUR |
| 24 | Monetary Policy Statement | EUR |
| 25 | Advance GDP | USD |
| 26 | ECB Press Conference | EUR |
| 27 | Core PCE Price Index | USD |
| 28 | CB Consumer Confidence | USD |
| 29 | Federal Funds Rate | USD |

24. CONTINUOUS CONTRACTS

Product Index Rolling Contracts:

- NQ100 (US100): Nasdaq
- DJ30 (US30): Dow Jones
- SP500 (US500): S&P 500
- CLU : OIL

Effective Date:

- US Indices (NQ100, DJ30, SP500): Active from December 20, 2024 (After Closing Market on December 19, 2024)
- CLU OIL: Active from January 21, 2025 (After Closing Market on January 20, 2025)

Starting from the effective dates, these products will use rolling contracts (Continuous Contracts). When the contract expires, positions do not need to be closed. They can remain floating to the next contract, subject to additional commission fees and Adjust Rollover fees.

Additional Fees and Adjustments:

- Additional Commission Fee: A commission fee will be charged based on the lot size during the rollover process.
- Adjust Rollover Fee: Ensures Profit & Loss (P&L) is adjusted to match the new contract pricing. The adjustment can be positive or negative depending on the position and market price changes.

Example:

Scenario:

A trader holds a Sell position on US100 with 0.1 lots at an old price of 21,737.00 , resulting in a P&L of -3004. At the time of rollover, the new contract price is 21,361.50 resulting in a new P&L of -2796.

Commission charged: -\$3 (based on lot size).

Calculation:

Adjust Rollover = Old P&L - New P&L – Commission

Adjust Rollover = -3004 - (-2796) - 3 = -211 USD.

Result: The trader's position remains open, with an adjust rollover fee of -211 USD applied to the account. The P&L calculation continues based on the new contract price.

Before the contract transitions, clients will be able to view reference new contract prices that may apply. This allows clients to prepare adequate margins to mitigate potential price changes affecting the Profit & Loss of floating transactions. In the event of a Stopout caused by price changes due to contract rolling, this is considered a trading risk that clients must bear.

Therefore, we encourage you to prepare your margin and manage your trading finances carefully.

Part 5: SETTLEMENT REQUIREMENT

1. Deposits & Withdrawals Policy

Orbi Trade has implemented a policy regarding account deposits & withdrawals, as follows:

- a) Bank account data must be the same as the data in the Investor Management System (IMS).
- b) The deposit or withdrawal process can only be processed if the account data from which the transfer was made is the same as the trading account, ID card, and account bank that is registered in the Investor Management System (IMS).
- c) If a trader makes a deposit or top-up via a Bank cash deposit, please confirm with our live chat support, WhatsApp client care, or their trading coach.
- d) Bank account changes can only be processed if the new bank account data is the same as the data in the Investor Management System, and the request must be sent via email from the email account registered in the Investor Management System (IMS).

2. Rules for Recipients of Funds from Erroneous Transfers

If a client receives funds from a transfer that are not legally theirs, they must return them. As a penalty, someone who willfully approves funds from a transfer that is not legally theirs may face jail or a fine. This is in accordance with the provisions of Article 85 of Law Number 3/2011, which states, 'Anyone who intentionally appropriates and acknowledges their own funds from a transfer that they know or should know is not rightfully theirs shall be subject to imprisonment for a maximum of 5 years or a fine of up to Rp 5 billion.' Furthermore, Article 88 of Law Number 3/2011 also states that the possession of funds from an unauthorized transfer may result in the obligation to return the funds along with interest, penalties, or compensation to the aggrieved party.

3. Exchange Rate for Deposits and Withdrawals

The Deposit & Withdrawal Exchange Rate refers to a single rate, which is the average USD/IDR value at 03:30 GMT+2 (08:30 WIB) on the relevant day at Bank Central Asia. (For example, if the buying-selling rate on that day is 15,100 - 15,200, the Deposit & Withdrawal Exchange Rate is 15,150).

Please be aware that the exchange rate can change on a daily basis, which can affect the value of your Deposit & Withdrawal transactions.

4. Internal Transfer

The Internal Transfer feature is to Transfer Funds between your trading account in ORBI TRADE. Internal Transfers between your trading accounts can only be done under the following conditions:

- a) Dollar Rates will be the same as the previous account (Fixed or Floating Rate)
- b) Transferred funds will be counted as your Free Margin in a new account
- c) Internal transfer to a new account must meet the minimum deposit requirement for the new account

Notes: Beware of using Internal Transfer with running/floating orders, make sure your margin level still in a good condition to avoid Margin Call.

Part 6: TRADING INSTRUMENT & DETAILS

1. FOREX

Forex trading involves buying and/or selling one foreign currency against another. The Forex market has a turnover of more than 4 trillion dollars a day and is available for trading almost 24 hours a day.

Contract specification:

| PRODUCT | CONTRACT SIZE | LEVERAGE 1:200 | | |
|---------|---------------|-----------------------------|---------------------|------------------------------|
| | | SPREAD START FROM / PIPETTE | MAX SPREAD /PIPETTE | MARGIN REQUIREMENT (0.1 Lot) |
| AUDJPY | \$100,000 | 21 | 84 | \$50 |
| AUDCAD | \$100,000 | 24 | 96 | \$50 |
| AUDCHF | \$100,000 | 24 | 96 | \$50 |
| AUDNZD | \$100,000 | 23 | 92 | \$50 |
| AUDUSD | \$100,000 | 10 | 40 | \$50 |
| CADJPY | \$100,000 | 28 | 112 | \$50 |
| CHFJPY | \$100,000 | 24 | 96 | \$50 |
| EURAUD | \$100,000 | 25 | 100 | \$50 |
| EURCAD | \$100,000 | 29 | 116 | \$50 |
| EURCHF | \$100,000 | 22 | 88 | \$50 |
| EURGBP | \$100,000 | 15 | 60 | \$100 |
| EURJPY | \$100,000 | 17 | 68 | \$50 |
| EURNZD | \$100,000 | 36 | 144 | \$50 |
| EURUSD | \$100,000 | 10 | 40 | \$50 |
| GBPAUD | \$100,000 | 30 | 120 | \$100 |
| GBPCAD | \$100,000 | 30 | 120 | \$100 |

| | | | | |
|--------|-----------|----|-----|-------|
| GBPJPY | \$100,000 | 28 | 112 | \$100 |
| GBPNZD | \$100,000 | 46 | 184 | \$100 |
| GBPUSD | \$100,000 | 12 | 48 | \$100 |
| NZDJPY | \$100,000 | 22 | 88 | \$50 |
| NZDUSD | \$100,000 | 18 | 72 | \$50 |
| USDCAD | \$100,000 | 13 | 52 | \$50 |
| USDCHF | \$100,000 | 15 | 60 | \$100 |
| USDJPY | \$100,000 | 10 | 40 | \$50 |

Notes:

If you experience trading positions with a widening of spread / slippage exceeding the limit mentioned above, please report it to us, and you will be reimbursed for the difference in losses.

Detailed information regarding the Maximum Spread During News, please refer to the attached Warranty Algorithm document.

TRADING HOURS

| Session | Quotes | Trade |
|-----------|--------------------------|--------------------------|
| Sunday | 23:05-24:00 | 23:12-24:00 |
| Monday | 00:00-23.00, 23:05-24:00 | 00:00-23.00, 23:12-24:00 |
| Tuesday | 00:00-23.00, 23:05-24:00 | 00:00-23.00, 23:12-24:00 |
| Wednesday | 00:00-23.00, 23:05-24:00 | 00:00-23.00, 23:12-24:00 |
| Thursday | 00:00-23.00, 23:05-24:00 | 00:00-23.00, 23:12-24:00 |
| Friday | 00:00-22:55 | 00:00-22:55 |
| Saturday | Off | Off |

Note:

- **DST On (Daily Maintenance Starts 1 Hour Earlier)**
Quote & Trade Forex 23:05 - 22:55 (Meta Time) Quote & Trade starts from Sunday 23:05 (Meta Time)
- **DST Off (Daily Maintenance Normal)**

Quote & Trade Forex 00:05 - 23:55 (Meta Time) Quote & Trade starts from Monday 00:05 (Meta Time)

- **DAYLIGHT SAVING TIME**

Quote & Trade Forex Monday – Thursday at 00:05 – 24:00 (Meta Time) Quote & Trade Forex Friday at 00:00 – 23:55 (Meta Time)

FOREX CLOSE ONLY REGULATION:

For all Forex pairs, one hour before the market closes until one hour after the market opens is designated only for closing existing positions (Close Only).

PROFIT/LOSS CALCULATION:

| | |
|---|---|
| <p>AUDUSD; EURUSD; GBPUSD; NZDUSD</p> <p>(Sell – Buy) x Lot x Contract Size</p> | <p>USDCAD; USDCHF; USDJPY</p> <p>$\frac{(\text{Sell} - \text{Buy}) \times \text{Lot} \times \text{Contract Size}}{\text{Closing Price}}$</p> |
| <p>AUDCAD; EURCAD; GBPCAD</p> <p>$\frac{(\text{Sell} - \text{Buy}) \times \text{Lot} \times \text{Contract Size}}{\text{USDCAD}}$</p> | <p>EURAUD; GBPAUD</p> <p>(Sell – Buy) x Lot x Contract Size x AUDUSD</p> |
| <p>AUDCHF; EURCHF</p> <p>$\frac{(\text{Sell} - \text{Buy}) \times \text{Lot} \times \text{Contract Size}}{\text{USDCHF}}$</p> | <p>EURGBP</p> <p>(Sell – Buy) x Lot x Contract Size x GBPUSD</p> |
| <p>AUDNZD; EURNZD; GBPNZD</p> <p>(Sell – Buy) x Lot x Contract Size x NZDUSD</p> | <p>AUDJPY; CHFJPY; CADJPY; EURJPY; GBPJPY; NZDJPY</p> <p>$\frac{(\text{Sell} - \text{Buy}) \times \text{Lot} \times \text{Contract Size}}{\text{USDJPY}}$</p> |

Notes : Closing Price: The closing price (bid or ask) for the following pair.

SWAP CALCULATION: MAJOR CURRENCY

AUDUSD; EURUSD; GBPUSD; NZDUSD

$(\text{EOD Price} \times \text{Lot} \times \text{Contract Size} \times \text{Long_Short}) / 100 / 360$

USDCAD; USDCHF; USDJPY

$(\text{EOD Price} \times \text{Lot} \times \text{Contract Size} \times \text{Long_Short}) / 100 / 360 / (\text{EOD Price Major Currency, with Base currency USD})$

SWAP CALCULATION: CROSS RATE

AUDJPY; CADJPY; CHFJPY; EURJPY; GBPJPY; NZDJPY; USDJPY; AUDCHF; EURCHF; AUDCAD; EURCAD; GBPCAD

$(\text{EOD Price} \times \text{Lot} \times \text{Contract Size} \times \text{Long_Short}) / 100 / 360 / (\text{EOD Price Major Currency, with Base currency USD})$

EURAUD; GBPAUD; EURGBP; AUDNZD; GBPNZD

$(\text{EOD Price} \times \text{Lot} \times \text{Contract Size} \times \text{Long_Short}) / 100 / 360 \times (\text{EOD Price Major Currency, with quote currency USD})$

Notes:

- a) 3 Days Swap is charged every Wednesday; trading positions placed on Wednesdays will be counted as three swap days to cover the swaps for Saturday & Sunday.
- b) EOD = End Of The Day
- c) Forex Pair = Base Currency / Quote Currency

2. COMMODITY & METALS

ORBI TRADE offers spot contracts in Gold/XAUUSD (LLG), Silver/XAGUSD, Crude Oil/CL (WTI) and others commodities via the MetaTrader 5 platform.

Contract specification:

| PRODUCT | CONTRACT SIZE | LEVERAGE 1:200 | | |
|---------|---------------|-----------------------------|----------------------|------------------------------|
| | | SPREAD START FROM / PIPETTE | MAX SPREAD / PIPETTE | MARGIN REQUIREMENT (0.1 Lot) |
| XAUUSD | \$100 | 45 | 85 | \$50 |
| XAGUSD | \$1,000 | 5 | 10 | \$50 |
| CLU | \$ 1,000 | 7 | 14 | \$200 |
| WHEAT | \$100 | 128 | 256 | * |
| NGAS | \$10,000 | 14 | 28 | * |
| SOYBEAN | \$100 | 134 | 268 | * |

*Wheat, Ngas, Soybean margin requirement depends on entry prices Calculation: (Lot x Contract Size x Open Price / Leverage)

Notes:

If you experience trading positions with a widening of spread / slippage exceeding the limit mentioned above, please report it to us, and you will be reimbursed for the difference in losses.

Detailed information regarding the Maximum Spread During News, please refer to the attached Warranty Algorithm document.

XAUUSD TRADING HOURS

| Session | Quotes | Trade |
|-----------|-------------|-------------|
| Sunday | OFF | OFF |
| Monday | 00:00-22:55 | 00:00-22:55 |
| Tuesday | 00:00-22:55 | 00:00-22:55 |
| Wednesday | 00:00-22:55 | 00:00-22:55 |
| Thursday | 00:00-22:55 | 00:00-22:55 |
| Friday | 00:00-22:55 | 00:00-22:55 |
| Saturday | OFF | OFF |

Note:

- **DST On (Daily Maintenance Starts 1 hour earlier)**
Quote & Trade LLG 00:05 - 22:55 (Meta Time). Quote & Trade starts from Sunday 23:05 (Meta Time).
- **DST Off (Daily Maintenance Normal)**
Quote & Trade LLG 01:05 - 23:55 (Meta Time)
Quote & Trade starts from Monday 00:05 (Meta Time)
- **DAYLIGHT SAVING TIME**
Quote & Trade LLG Monday – Friday at 01:00 – 23:55 (Meta Time)

XAGUSD TRADING HOURS

| Session | Quotes | Trade |
|------------------|-------------|-------------|
| Monday | 00:00-21:55 | 00:00-21:55 |
| Tuesday | 00:05-21:55 | 00:05-21:55 |
| Wednesday | 00:05-21:55 | 00:05-21:55 |
| Thursday | 00:05-21:55 | 00:05-21:55 |
| Friday | 00:05-21:55 | 00:05-21:55 |
| Saturday –Sunday | OFF | OFF |

OIL TRADING HOURS

| Session | Quotes | Trade |
|------------------|-------------|-------------|
| Monday | 00:05-21:55 | 00:05-21:55 |
| Tuesday | 00:05-21:55 | 00:05-21:55 |
| Wednesday | 00:05-21:55 | 00:05-21:55 |
| Thursday | 00:05-21:55 | 00:05-21:55 |
| Friday | 00:05-21:55 | 00:05-21:55 |
| Saturday -Sunday | OFF | OFF |

WHEAT TRADING HOURS

| Session | Quotes | Trade |
|-------------------|--------------------------|--------------------------|
| Monday | 03:05-15:45, 16:35-21:00 | 03:05-15:45, 16:35-21:00 |
| Tuesday | 03:05-15:45, 16:35-21:00 | 03:05-15:45, 16:35-21:00 |
| Wednesday | 03:05-15:45, 16:35-21:00 | 03:05-15:45, 16:35-21:00 |
| Thursday | 03:05-15:45, 16:35-21:00 | 03:05-15:45, 16:35-21:00 |
| Friday | 03:05-15:45, 16:35-21:00 | 03:05-15:45, 16:35-21:00 |
| Saturday – Sunday | OFF | OFF |

NGAS TRADING HOURS

| Session | Quotes | Trade |
|-------------------|-------------|-------------|
| Monday | 01:00-24:00 | 01:00-24:00 |
| Tuesday | 01:00-24:00 | 01:00-24:00 |
| Wednesday | 01:00-24:00 | 01:00-24:00 |
| Thursday | 01:00-24:00 | 01:00-24:00 |
| Friday | 01:00-23:00 | 01:00-23:00 |
| Saturday – Sunday | OFF | OFF |

SOYBEAN TRADING HOURS

| Session | Quotes | Trade |
|-------------------|--------------------------|--------------------------|
| Monday | 03:15-15:45, 16:30:21:00 | 03:15-15:45, 16:30:21:00 |
| Tuesday | 03:15-15:45, 16:30:21:00 | 03:15-15:45, 16:30:21:00 |
| Wednesday | 03:15-15:45, 16:30:21:00 | 03:15-15:45, 16:30:21:00 |
| Thursday | 03:15-15:45, 16:30:21:00 | 03:15-15:45, 16:30:21:00 |
| Friday | 03:15-15:45, 16:30:21:00 | 03:15-15:45, 16:30:21:00 |
| Saturday – Sunday | OFF | OFF |

Notes:

The time zone is MetaTrader Time (UTC+2).

PROFIT/LOSS CALCULATION:

- XAUUSD : (Sell - Buy) x Lot x Contract Size
- XAGUSD : (Sell - Buy) x Lot x Contract Size
- OIL / CLU : (Sell - Buy) x Lot x Tick Value / Tick Size)
- WHEAT : (SELL-BUY) x Lot x Contract Size
- NGAS : (SELL-BUY) x Lot x Contract Size
- SOYBEAN : (SELL-BUY) x Lot x Contract Size

SWAP CALCULATION:

- XAUUSD : (Settle price x Lot x Contract Size x Long or short /100)/360
- XAGUSD : (Settle price x Lot x Contract Size x Long or short /100)/360
- OIL / CLU : No Swap
- WHEAT : (Settle price x Lot x Contract Size x Long or short /100)/360
- NGAS : (Settle price x Lot x Contract Size x Long or short /100)/360
- SOYBEAN : (Settle price x Lot x Contract Size x Long or short /100)/360

EXPIRED CONTRACT:

- XAUUSD : No Expiration Date
- XAGUSD : No Expiration Date
- OIL / CLU : Continuous / Rolling Contract
- WHEAT : Every February, April, June, August & November
- NGAS : Every month on the 20th of date
- SOYBEAN : Every February, April, June, October & December

Notes: Notifications will be sent to your MetaTrader 5 mailbox, so make sure you read every notification forwarded to your MetaTrader 5 mailbox. The message will be sent under the following conditions:

H - 7 : Notification of the start date for the new contract.

H - 3/4 : Notification of the expiration of the old contract and the closure of new positions for it.

H : Warning to terminate positions in the old contract; failure to do so will result in automatic termination.

3. CFD STOCKS INDEX

Contracts for Difference (CFDs) are specialized and popular Over-The-Counter (OTC) financial products that make it possible to quickly take a wide range of market positions across various financial markets such as Dow Jones, NASDAQ, and S&P 500.

Contract specification:

| PRODUCT | CONTRACT SIZE | LEVERAGE 1:200 | | |
|-----------------|---------------|-----------------------------|----------------------|------------------------------|
| | | SPREAD START FROM / PIPETTE | MAX SPREAD / PIPETTE | MARGIN REQUIREMENT (0.1 Lot) |
| NASDAQ(US100) | \$20 | 175 | 350 | \$300 |
| S&P 500(US500) | \$20 | 100 | 200 | \$300 |
| DOW JONES(US30) | \$ 10 | 11 | 22 | \$300 |

Notes:

If you experience trading positions with a widening of spread / slippage exceeding the limit mentioned above, please report it to us, and you will be reimbursed for the difference in losses.

Detailed information regarding the Maximum Spread During News, please refer to the attached Warranty Algorithm document.

TRADING HOURS

| PRODUCT | DAY TRADING | Quotes | Trade |
|------------------|-----------------|-------------|-------------|
| NASDAQ(US100) | MONDAY -FRIDAY | 00:05-21:55 | 00:05-21:55 |
| S&P 500(US500) | MONDAY -FRIDAY | 00:05-21:55 | 00:05-21:55 |
| DOW JONES (US30) | MONDAY - FRIDAY | 00:05-21:55 | 00:05-21:55 |

Notes:The time zone is MetaTrader Time (UTC+2).

PROFIT/LOSS CALCULATION: (Sell - Buy) x Lot x Tick Price / Tick Size

SWAP CALCULATION: No Swap

EXPIRED CONTRACT : Continuous / Rolling contracts

Note: Notifications will be sent to your MetaTrader 5 mailbox; please make sure to read every notification forwarded to your MetaTrader 5 mailbox. The messages will be sent under the following conditions:

H - 7 : Notification of the start date for the new contract.

H - ¾ : Notification of the expiration of the old contract and the closure of new positions for it.

H : Warning to terminate positions in the old contract; failure to do so will result in automatic termination.

4. CRYPTOCURRENCY

Contract specification:

| PRODUCT | CONTRACT SIZE | EXECUTION | PENDING ORDER/ SL / TP |
|---------|---------------|-----------|------------------------|
| ADAUSD | 50000 | By Market | Good Till Cancelled |
| AVEUSD | 100 | By Market | Good Till Cancelled |
| BNBUSD | 100 | By Market | Good Till Cancelled |
| BTCUSD | 1 | By Market | Good Till Cancelled |
| DOGUSD | 100000 | By Market | Good Till Cancelled |
| DOTUSD | 1000 | By Market | Good Till Cancelled |
| ETHEUSD | 10 | By Market | Good Till Cancelled |
| LTCUSD | 300 | By Market | Good Till Cancelled |
| XMRUSD | 100 | By Market | Good Till Cancelled |
| XRPUSD | 30000 | By Market | Good Till Cancelled |

Notes :

The price movement tolerance that can be used to open/close positions when the price freezes is the next 15 seconds; if it takes more than that, the request for open/close positions will be rejected with an "Off Quotes" notification.

| PRODUCT | SWAP LONG | SWAP SHORT | INITIAL MARGIN | MAINTENANCE MARGIN | HEDGE MARGIN |
|---------|-----------|------------|----------------|--------------------|--------------|
| ADAUSD | -29 | -29 | \$1,500 | \$1,500 | \$1,500 |
| AVEUSD | -96 | -96 | \$1,500 | \$1,500 | \$1,500 |
| BNBUSD | -27 | -27 | \$1,500 | \$1,500 | \$1,500 |
| BTCUSD | -19 | -19 | \$4,500 | \$4,500 | \$4,500 |
| DOGUSD | -63 | -63 | \$1,500 | \$1,500 | \$1,500 |
| DOTUSD | -110 | -110 | \$1,500 | \$1,500 | \$1,500 |
| ETHEUSD | -36 | -36 | \$5,500 | \$5,500 | \$5,500 |
| LTCUSD | -42 | -42 | \$1,500 | \$1,500 | \$1,500 |
| XMRUSD | -74 | -74 | \$1,500 | \$1,500 | \$1,500 |
| XRPUSD | -57 | -57 | \$1,500 | \$1,500 | \$1,500 |

Spread widening can occur when market volatility increases.

The following is the Maximum Spread at Orbi Trade International Broker:

| PRODUCT | SPREAD START FROM / PIPETTE | MAX SPREAD / PIPETTE |
|---------|-----------------------------|----------------------|
| ADAUSD | 4 | 8 |
| AVEUSD | 15 | 30 |
| BNBUSD | 13 | 26 |
| BTCUSD | 553 | 1106 |
| DOGUSD | 2 | 4 |
| DOTUSD | 50 | 100 |
| ETHEUSD | 47 | 94 |
| LTCUSD | 7 | 14 |
| XMRUSD | 15 | 30 |
| XRPUSD | 5.1 | 10 |

Note:

If you experience trading positions with a widening of spread / slippage exceeding the limit mentioned above, please report it to us, and you will be reimbursed for the difference in losses.

Detailed information regarding the Maximum Spread During News, please refer to the attached Warranty Algorithm document.

TRADING HOURS

| DAY | SESSION 1 | SESSION 2 | BREAK FOR MAINTENANCE |
|-----------|---------------|---------------|---------------------------------|
| Monday | 00:00 – 01:15 | 01:20 – 24:00 | 01:15 – 01:20 |
| Tuesday | 00:00 – 01:15 | 01:20 – 24:00 | 01:15 – 01:20 |
| Wednesday | 00:00 – 01:15 | 01:20 – 24:00 | 01:15 – 01:20 |
| Thursday | 00:00 – 01:15 | 01:20 – 24:00 | 01:15 – 01:20 |
| Friday | 00:00 – 01:15 | 01:20 – 24:00 | 01:15 – 01:20 |
| Saturday | 00:00 – 01:15 | 01:20 – 24:00 | 01:15 – 01:20 |
| Sunday | 00:00 – 01:10 | 01:20 – 24:00 | 01:15 – 01:25; 03.00 – 05.00 |

Notes :

The time used is UTC+2.

CRYPTOCURRENCY PROFIT/LOSS CALCULATION:

(SELL-BUY) x Lot x Contract Size

MARGIN CALCULATION:

Lot x Maintenance Margin

SWAP CALCULATION:

(Current Price (EOD) x Lot x Contract Size * Long or Short /100) / 365

ACCOUNT TYPE:

1. Recreation
2. Profesional
3. Signature

Notes :

Current Price (End of Day).

Part 7: DISCLOSURE STATEMENT

1. Futures Trading involves VERY HIGH RISK and may not be suitable for everyone. Please ensure that you FULLY UNDERSTAND THE RISKS before trading.
2. Futures Trading is a leveraged financial product and may result in LOSSES EXCEEDING your initial deposit. Traders must be prepared to LOSE ALL FUNDS during trading.
3. There will be NO FIXED INCOME in Futures Trading.
4. If you are a BEGINNER, we recommend studying the transaction mechanism. FUTURE TRADING requires special knowledge and understanding.
5. ALL TRANSACTIONS MUST BE DONE BY THE TRADER ALONE. All risks that arise as a result of transactions will be fully the responsibility of the Trader.
6. User ID and password are PERSONAL AND CONFIDENTIAL. You are responsible for their use and should not share them with others, especially Futures Broker and Futures Broker Employees.
7. You are entitled to receive a REPORT ON THE TRANSACTIONS that you have made. You have 1x 24 hours (Open Position) and 2 x 24 hours (Close position) to request warranty. For transactions that HAVE BEEN COMPLETED (DONE/SETTLED), YOU CAN CHECK through the customer transaction information system to ensure that your transaction has been registered with the Futures Clearing House.

Part 8: DOCUMENTS NOTIFICATION OF RISKS TO BE SUBMITTED BY FUTURES BROKER FOR DERIVATIVE CONTRACT TRANSACTIONS IN CFD TRADING SYSTEMS

The purpose of this document is to inform you about the possibility of significant loss or profit when trading derivative contracts in a CFD trading system. Therefore, you must carefully consider your financial condition before making any transactions.

1. **Trading derivative contracts in an alternative trading system may not be suitable for all investors.** You can incur substantial losses in a short period. The amount of money lost may exceed the initial margin you deposited with your futures broker. You could lose all of your margin and additional funds placed with the futures broker to maintain derivative contract positions in your CFD trading systems.

2. **Derivative contract trading in a CFD trading system involves risks and can result in unlimited potential losses, which can far exceed the deposited margin.**

3. **Be cautious of promises suggesting you can achieve significant profits from trading derivative contracts in CFD trading systems.** While such trading can lead to substantial and rapid profits, it is also uncertain and can result in significant losses. Like other financial products, there is no guarantee of a "sure profit."

4. **Due to the leverage mechanism and the nature of derivative contract transactions in CFD trading systems, losses can occur rapidly.** Profits and losses from transactions will be credited or debited to your account immediately, at the latest daily. If the market moves against your derivative contracts in the CFD trading system, meaning contrary to your position, you may be required to add funds to meet margin obligations to your futures broker. If your account balance falls below the minimum margin set by the futures clearing house or futures broker, your position may be liquidated at a loss, and you will be responsible for settling any deficit in your account.

5. **Under certain circumstances, it may be difficult or impossible to liquidate a position.** Generally, you need to take the opposite position (offset) to liquidate a position in a derivative contract in the CFD trading system. If you are unable to liquidate a derivative contract position in the CFD trading system, you cannot realize a profit on the value of the position or prevent higher losses. The possibility of not being able to liquidate may arise due to unusual trading activities in derivative contracts or the underlying assets, or system malfunctions occurring at futures brokers participating in alternative trading systems or implementing them. Even if you were able to liquidate the position, you may be forced.

6. **In certain market circumstances, managing the risk of an open position on a derivative contract in the CFD trading system by opening a position with the same value but opposite positions in different month contracts, markets, or different "subjects of derivative contracts in CFD trading systems" may be difficult or impossible.**

The possibility of not being able to take a position to limit arising risks may occur, for example, if trading is halted on a different market due to unusual trading activity in derivative contracts in the alternative trading system or "derivative contracts in the CFD trading system."

7. **Information system failures can lead to losses. The impact of losses can be even greater if the futures broker managing your position lacks a backup information system or proper procedures.** Like any financial transaction, you may suffer losses if the mandate to carry out derivative contract transactions in the CFD trading system cannot be executed due to system failures at the Futures Exchange, traders operating the CFD trading system, or systems at Futures Brokers participating in the CFD trading system that manage your position. Your losses may be further amplified if the Futures Broker managing your position lacks a backup information system or proper procedures.
8. **All derivative contracts in the CFD trading system carry risks, and no trading strategy can guarantee the elimination of these risks.** Strategies using a combination of positions such as spreads can be as risky as long or short positions. Engaging in futures trading requires knowledge of derivative contracts in the CFD trading system and the futures market.
9. **Day trading strategies in derivative contracts for CFD trading systems and other products come with special risks.** Like in other financial products, individuals wishing to buy or sell derivative contracts in the same CFD trading system on the same day to benefit from price changes ("day traders") will be exposed to certain risks, including high commissions, exposure to leverage, and competition from professional traders. Before engaging in day trading, you must understand the risks and possess sufficient experience.
10. **Setting conditional mandates, such as liquidating derivative contracts in the alternative trading system under certain conditions to limit losses (stop loss), may not always restrict your losses to a specific amount.** These conditional orders may not be executed due to market conditions that make it impossible to liquidate derivative contracts in the CFD trading system.
11. **Before entering into derivative contract transactions in the alternative trading system, it is essential to read carefully and understand the trust agreement with your futures broker.**
12. **This statement cannot contain all the detailed risks or other important aspects of futures trading. Therefore, you must carefully study futures trading activities before deciding to make a transactions.**

Part 9: AGREEMENT

This Agreement constitutes the entire Agreement between the Parties and supersedes any prior agreement, understanding, or arrangement between the Parties relating to the subject.

By reading these trading rules, you agree to regularly check your email, mailbox, and notifications for updates on contracts and trading rules. You also acknowledge and accept that any changes communicated through these channels shall be deemed effective and binding upon you. Failure to comply with this obligation does not exempt you from the terms and conditions outlined in this Agreement or its amendments.

Any misunderstanding or negligence in reading notifications is not the responsibility of Orbi Trade.

By agreeing to these terms, you confirm that you have read, understood, and accepted all conditions outlined in this Agreement.



ORBI TRADE

WARRANTY ALGORITHM

January 15th 2025, 01.00 AM (UTC+2)



+1 737 232 2299



+62 8 111 717 999



support@orbitrades.com

WHAT WILL GUARANTEED OF?

PRICES SLIPPAGE

The DONE PRICE will be significantly different from the requested price.

Possible Impacts:

- The discrepancy between the expected profit/loss and the actual profit/loss obtained.

WIDENING SPREAD

The difference between bid and ask prices is getting bigger

Possible Impacts:

- Pending Order/SL was done at a price that was not yet shown on the chart
- Pending Order/TP was not done, even though the price has reached the TP price

SYSTEM ERROR

*Prices Freeze
Unable to login Mt5 Account*

Possible Impacts:

- Unable to close the floating position

Don't worry!
If this happens to you, Orbi Trade will compensate for you

MAXIMUM SPREAD

| No | Instrument | Pair | Normal Spread | Maximum Spread | Maximum Spread During News |
|----|----------------|---------|---------------|----------------|----------------------------|
| 1 | Commodity | XAUUSD | 45 | 85 | 170 |
| 2 | Commodity | XAGUSD | 5 | 10 | 10 |
| 3 | Commodity | CLU | 7 | 14 | 14 |
| 4 | Commodity | WHEAT | 128 | 256 | 256 |
| 5 | Commodity | SOYBEAN | 134 | 268 | 268 |
| 6 | Commodity | NATGAS | 14 | 28 | 28 |
| 7 | Cryptocurrency | ADAUSD | 4 | 8 | 8 |
| 8 | Cryptocurrency | AVEUSD | 15 | 30 | 30 |
| 9 | Cryptocurrency | BNBUSD | 13 | 26 | 26 |
| 10 | Cryptocurrency | BTCUSD | 553 | 1106 | 1106 |
| 11 | Cryptocurrency | DOGUSD | 2 | 4 | 4 |
| 12 | Cryptocurrency | DOTUSD | 50 | 100 | 100 |
| 13 | Cryptocurrency | ETHEUSD | 47 | 94 | 94 |
| 14 | Cryptocurrency | LTCUSD | 7 | 14 | 14 |
| 15 | Cryptocurrency | XMRUSD | 15 | 30 | 30 |
| 16 | Cryptocurrency | XRPUSD | 5.1 | 10 | 10 |
| 17 | Forex | AUDCAD | 24 | 96 | 384 |
| 18 | Forex | AUDCHF | 24 | 96 | 384 |
| 19 | Forex | AUDJPY | 21 | 84 | 336 |
| 20 | Forex | AUDNZD | 23 | 92 | 368 |
| 21 | Forex | AUDUSD | 10 | 40 | 160 |
| 22 | Forex | CADJPY | 28 | 112 | 448 |
| 23 | Forex | CHFJPY | 24 | 96 | 384 |
| 24 | Forex | EURAUD | 25 | 100 | 400 |
| 25 | Forex | EURCAD | 29 | 116 | 464 |
| 26 | Forex | EURCHF | 22 | 88 | 352 |
| 27 | Forex | EURGBP | 15 | 60 | 240 |
| 28 | Forex | EURJPY | 17 | 68 | 272 |
| 29 | Forex | EURNZD | 36 | 144 | 576 |
| 30 | Forex | EURUSD | 10 | 40 | 160 |
| 31 | Forex | GBPAUD | 30 | 120 | 480 |
| 32 | Forex | GBPCAD | 30 | 120 | 480 |
| 33 | Forex | GBPJPY | 28 | 112 | 448 |
| 34 | Forex | GBPNZD | 46 | 184 | 736 |
| 35 | Forex | GBPUSD | 12 | 48 | 192 |
| 36 | Forex | NZDJPY | 22 | 88 | 352 |

MAXIMUM SPREAD

| No | Instrument | Pair | Normal Spread | Maximum Spread | Maximum Spread During News |
|----|------------|------------------|---------------|----------------|----------------------------|
| 37 | Forex | NZDUSD | 18 | 72 | 288 |
| 38 | Forex | USDCAD | 13 | 52 | 208 |
| 39 | Forex | USDCHF | 15 | 60 | 240 |
| 40 | Forex | USDJPY | 10 | 40 | 160 |
| 41 | Index | NASDAQ (US100) | 175 | 350 | 500 |
| 42 | Index | S&P 500 (US500) | 100 | 200 | 300 |
| 43 | Index | DOW JONES (US30) | 11 | 22 | 40 |

Orbipedia:

Normal Spread: The price difference that occurs in market conditions with low or normal volatility.

Maximum Spread: The maximum limit of Spread or Slippage (the price difference between the pending order price and the deal price) that is not guaranteed. If it exceeds the max spread, the difference will be returned in the form of an Adjustment.

Maximum Spread during Major News Release: The maximum limit of Spread or Slippage (the price difference between the pending order price and the deal price) that is not guaranteed for transactions executed one hour before and one hour after major news events. If it exceeds the max spread, the difference will be returned in the form of an Adjustment.

"Slippage, or the price difference between the pending order price and the deal price, is purely due to real market price movements. However, at Orbi Trade, if you experience slippage in your transaction that exceeds the above limits, you can claim it by contacting our Client Care or your Trading Coach."

*Because Orbi Trade
Trading With Guarantee"*

WIDENING SPREAD CASE

e.g : GOLD/XAUUSD

Request Price : Buy Stop at 1920.00

Done Price : Buy at 1921.50

Ticks:

| Bid | Ask | Spread |
|---------|---------|--------|
| 1919.00 | 1921.50 | 250 |

Entry Benchmark :Ask

| | Event 1b | Event 2b | Event 3b | Event 4b | Event 5b |
|----------------------|--|--|---|--|---|
| | | | | | |
| Condition Open | <ul style="list-style-type: none"> Widening Spread Hit SL | <ul style="list-style-type: none"> Widening Spread Floating Loss | <ul style="list-style-type: none"> Widening Spread Hit TP | <ul style="list-style-type: none"> Widening Spread Floating Profit | <ul style="list-style-type: none"> Widening Spread Hit SL → Hit TP |
| Problem Detail | The price on the chart has not yet reached the entry price, the transaction should not have been completed | The price on the chart has not yet reached the entry price, the transaction should not have been completed | Entry price is significantly different from the request price | Entry price is significantly different from the request price | <ul style="list-style-type: none"> Entry price is significantly different from the request price SL was done at a price that was not yet shown on the chart |
| What should you do? | Fill out the warranty form and select the open position | Fill out the warranty form and select the open position | Fill out the warranty form and select the open position | Fill out the warranty form and select the open position | Fill out the warranty form twice and select both open and closed positions |
| What are you get in? | Transaction Cancelled | | The difference in losses will be returned to your balance | | |

WIDENING SPREAD CASE

e.g : GOLD/XAUUSD

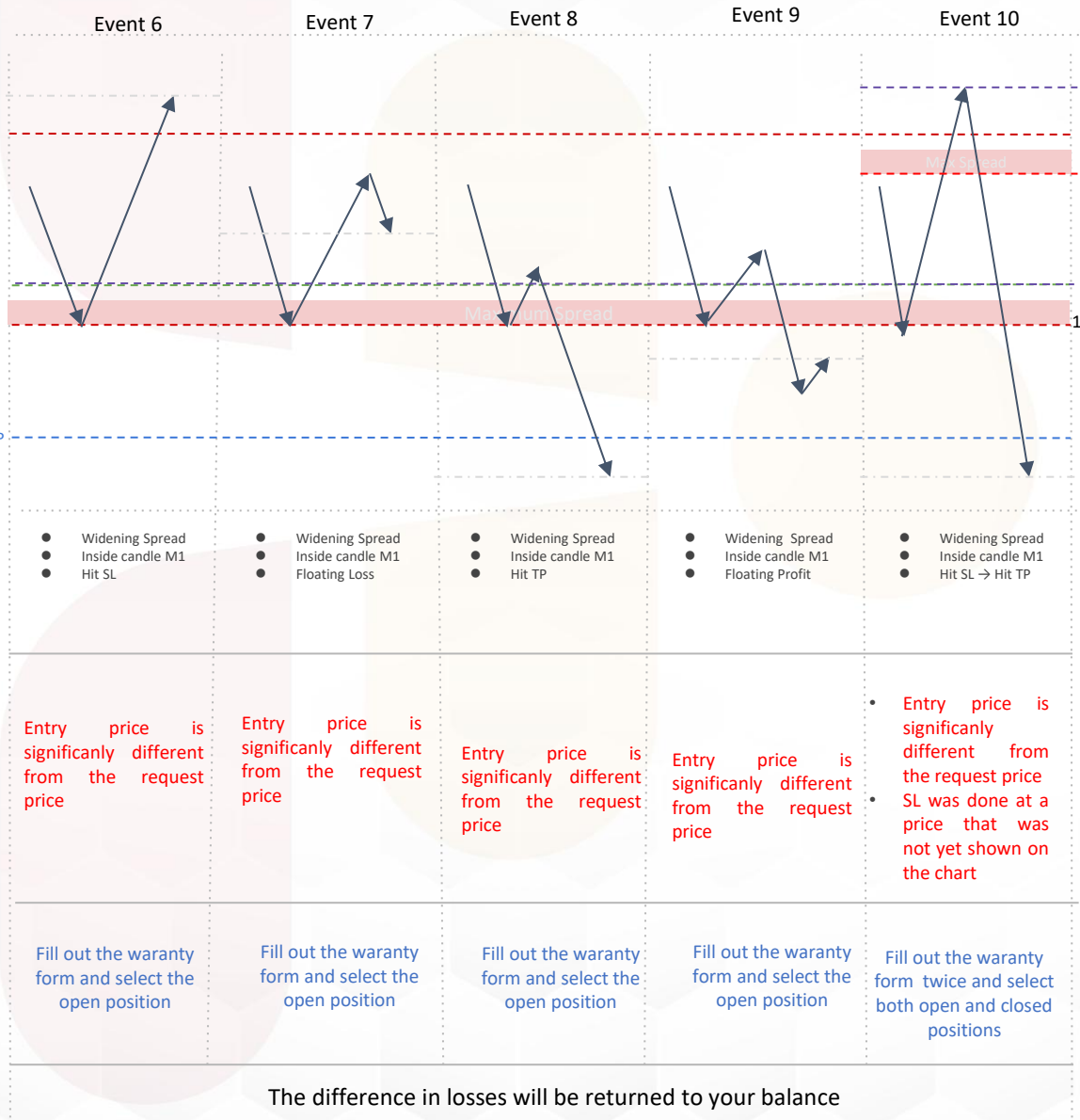
Request Price : Sell Stop at 1920.00

Done Price : Sell at 1919.00

Ticks:

| Bid | Ask | Spread |
|---------|---------|--------|
| 1919.00 | 1920.00 | 150 |

Entry Benchmark : Bid



WIDENING SPREAD CASE

e.g : GOLD/XAUUSD

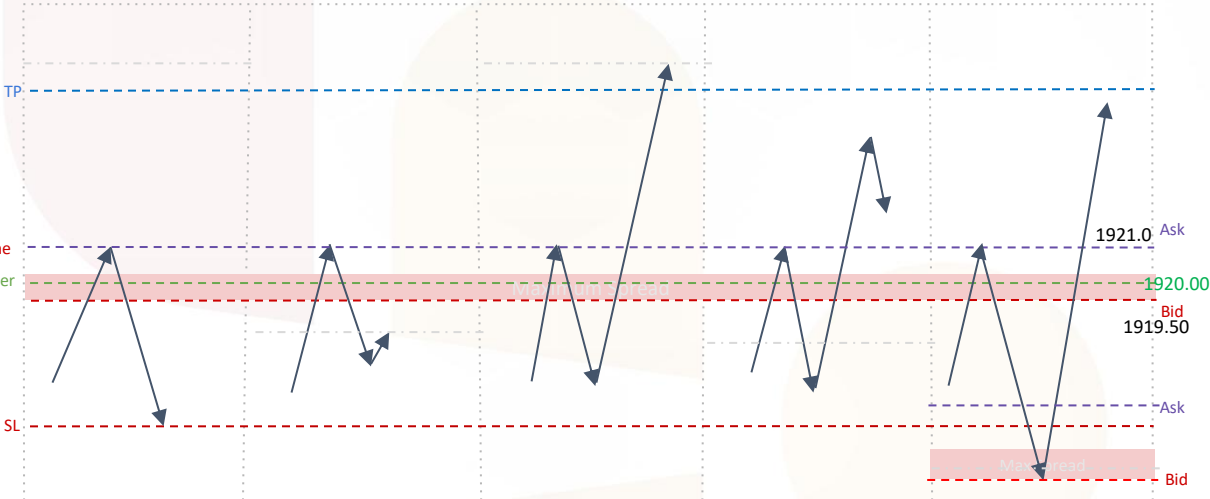
Request Price : Buy Stop at 1920.00

Done Price : Buy at 1920.00

Ticks:

| Bid | Ask | Spread |
|---------|---------|--------|
| 1919.50 | 1921.00 | 150 |

Entry Benchmark :Ask

| | Event 6b | Event 7b | Event 8b | Event 9b | Event 10b |
|----------------------|---|---|---|---|--|
| |  | | | | |
| Condition Open | <ul style="list-style-type: none"> ● Spread Widening ● Inside candle M1 ● Hit SL | <ul style="list-style-type: none"> ● Spread Widening ● Inside candle M1 ● Floating Loss | <ul style="list-style-type: none"> ● Spread Widening ● Inside candle M1 ● Hit TP | <ul style="list-style-type: none"> ● Spread Widening ● Inside candle M1 ● Floating Profit | <ul style="list-style-type: none"> ● Spread Widening ● Inside candle M1 ● Hit SL → Hit TP |
| Problem Detail | <p>The price on the chart has not yet reached the entry price, However, the gap between the requested price and the executed price is still within the normal spread range.</p> | <p>The price on the chart has not yet reached the entry price, However, the gap between the requested price and the executed price is still within the normal spread range.</p> | <p>The price on the chart has not yet reached the entry price, However, the gap between the requested price and the executed price is still within the normal spread range.</p> | <p>The price on the chart has not yet reached the entry price, However, the gap between the requested price and the executed price is still within the normal spread range.</p> | <ul style="list-style-type: none"> • The price on the chart has not yet reached the entry price, However, the gap between the requested price and the executed price is still within the normal spread range. • SL was done at a price that was not yet shown on the chart |
| What should you do? | Fill out the warranty form and select the open position | Fill out the warranty form and select the open position | Fill out the warranty form and select the open position | Fill out the warranty form and select the open position | Fill out the warranty form in both positions, namely in the open position and in the close position |
| What are you get in? | The difference in losses will be returned to your balance | | | | |

OPEN MARKET GAP

e.g: GOLD/XAUUSD

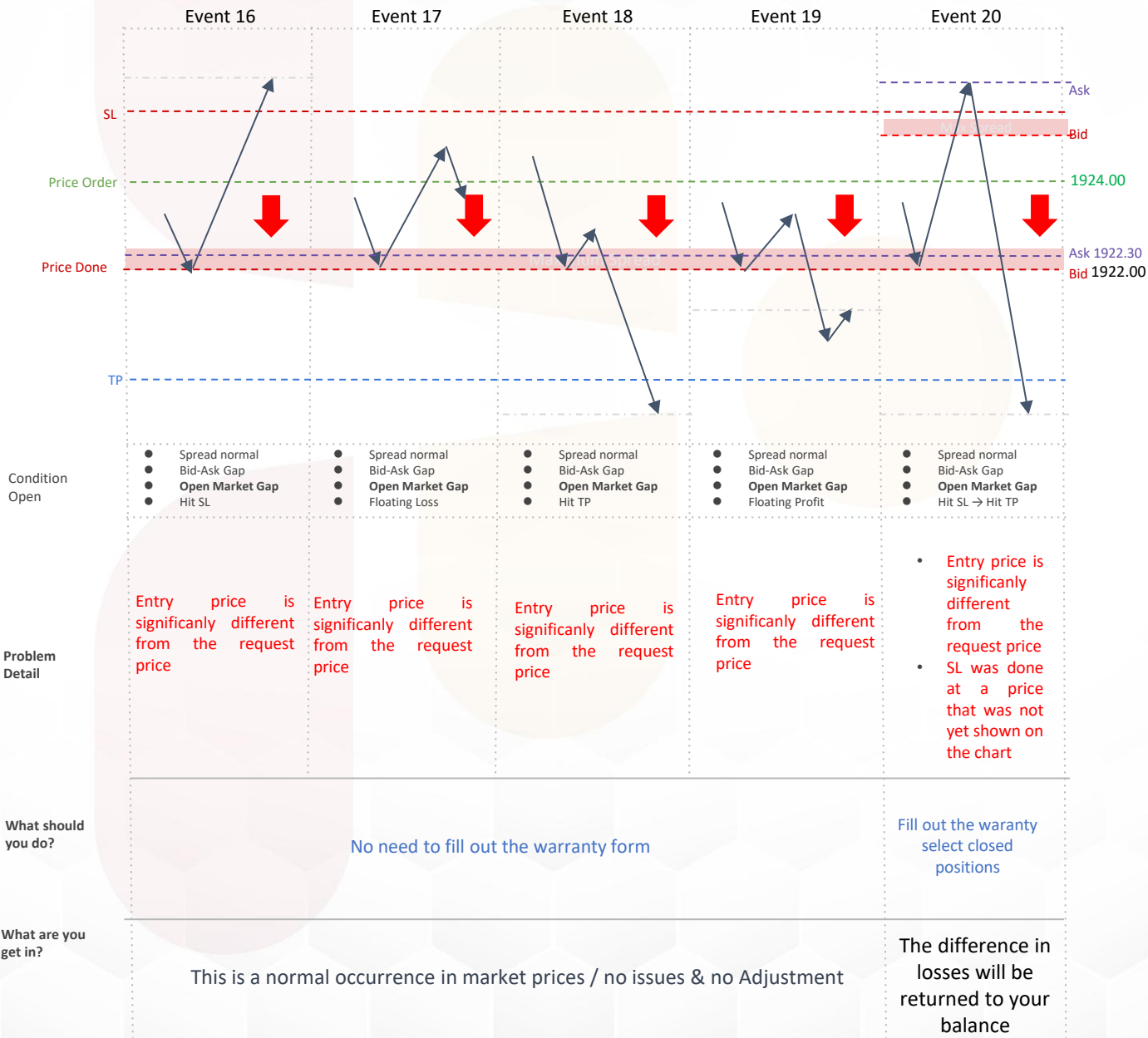
Request Price : Sell Stop at 1924.00

Done Price : Sell at 1922.00

Entry Benchmark :Bid

Ticks Open Market GAP:

| Bid | Ask | Spread |
|---------|---------|--------|
| - | - | - |
| 1922.00 | 1922.30 | 30 |



WIDENING SPREAD CASE

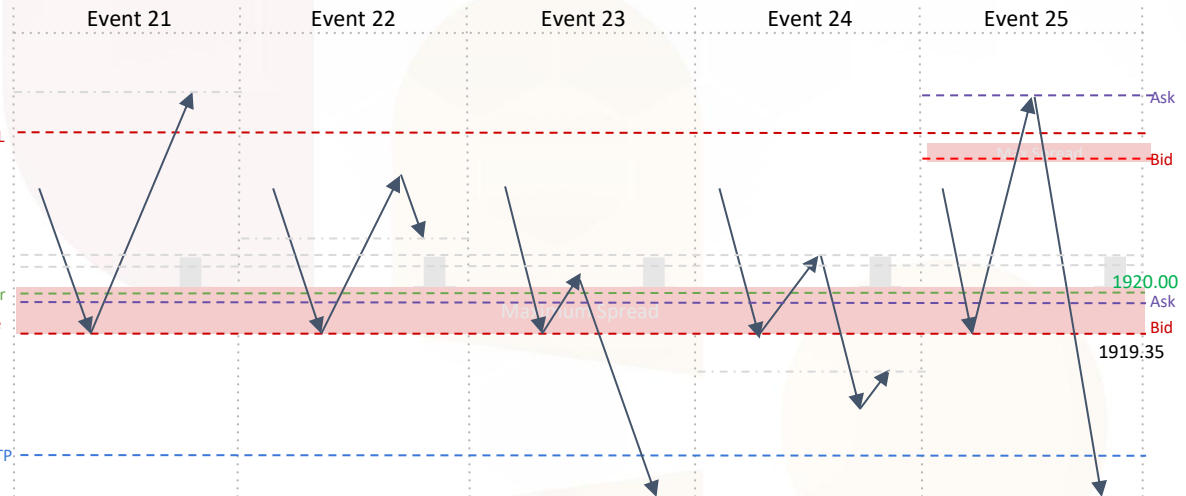
e.g : GOLD/XAUUSD

Ticks:

Request Price : Sell Stop at 1920.00
 Done Price : Sell at 1919.35

| Bid | Ask | Spread |
|---------|---------|--------|
| 1919.35 | 1920.00 | 65 |

Entry Benchmark : Bid



| Condition Open | Event 21 | Event 22 | Event 23 | Event 24 | Event 25 |
|----------------------|--|---|--|---|---|
| Condition Open | <ul style="list-style-type: none"> ● Spread normal ● Bid-Ask Gap ● Inside candle M1 ● Hit SL | <ul style="list-style-type: none"> ● Spread normal ● Bid-Ask Gap ● Inside candle M1 ● Floating Loss | <ul style="list-style-type: none"> ● Spread normal ● Bid-Ask Gap ● Inside candle M1 ● Hit TP | <ul style="list-style-type: none"> ● Spread normal ● Bid-Ask Gap ● Inside candle M1 ● Floating Profit | <ul style="list-style-type: none"> ● Spread normal ● Bid-Ask Gap ● Inside candle M1 ● Hit SL → Hit TP |
| Problem Detail | Entry price is significantly different from the request price, but still within the maximum spread. | Entry price is significantly different from the request price, but still within the maximum spread. | Entry price is significantly different from the request price, but still within the maximum spread. | Entry price is significantly different from the request price, but still within the maximum spread. | <ul style="list-style-type: none"> • Entry price is significantly different from the request price, but still within the maximum spread. • SL was done at a price that was not yet shown on the chart |
| What should you do? | | No need to fill out the warranty form | | | Fill out the warranty select closed positions |
| What are you get in? | | No Adjustment | | | The difference in losses will be returned to your balance |

OPEN MARKET GAP

e.g: GOLD/XAUUSD

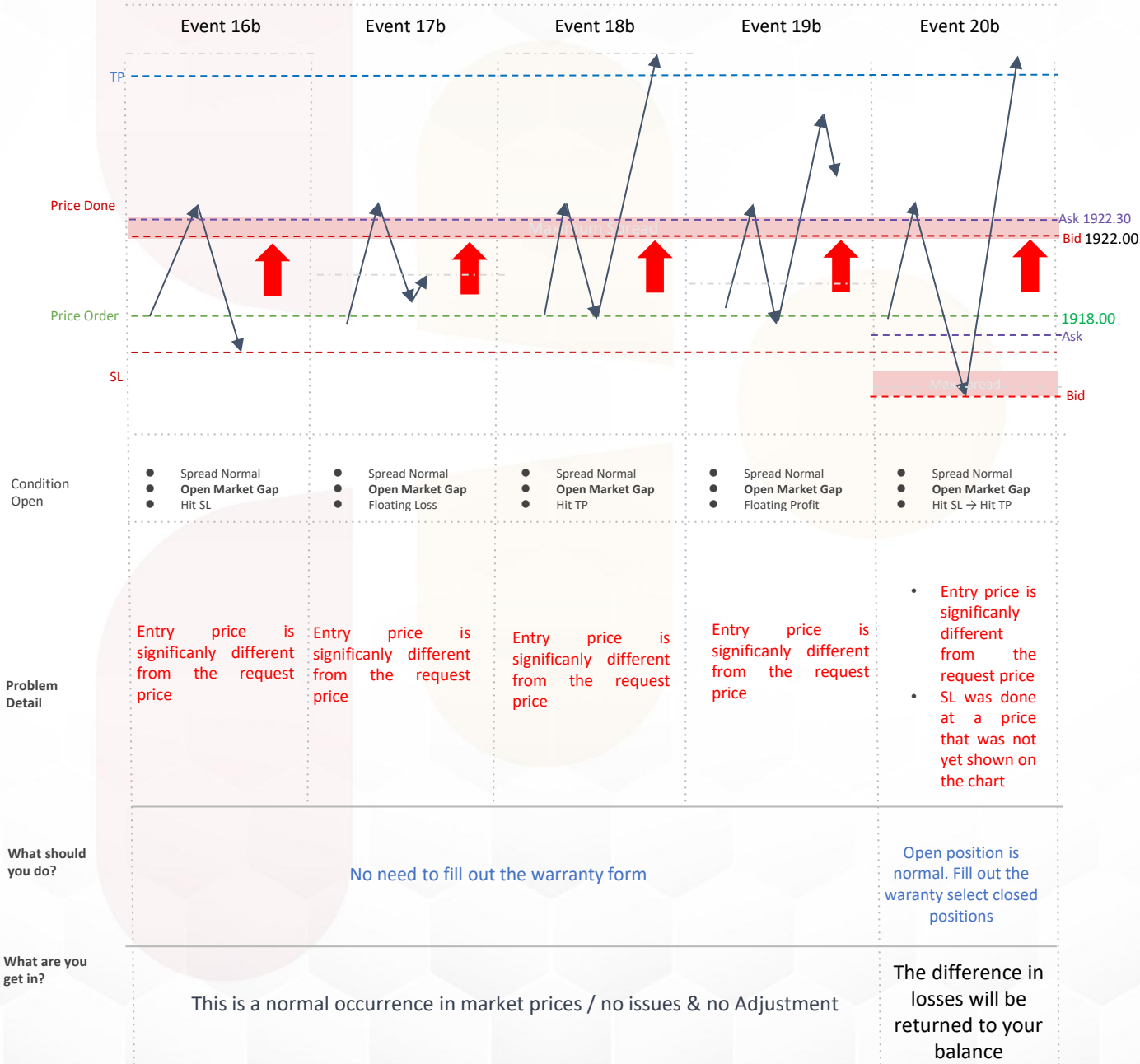
Request Price : Buy Stop at 1918.00

Done Price : Buy at 1922.30

Entry Benchmark : Ask

Ticks Open Market GAP:

| Bid | Ask | Spread |
|---------|---------|--------|
| - | - | - |
| 1922.00 | 1922.30 | 30 |



WIDENING SPREAD CASE

e.g : GOLD/XAUUSD

Request Price : Sell Limit at 1920.00

Done Price : Sell at 1921.00

Entry Benchmark : Bid

Ticks:

| Bid | Ask | Spread |
|---------|---------|--------|
| 1919.00 | 1919.50 | 50 |
| 1919.50 | 1920.50 | 50 |
| 1921.00 | 1921.90 | 90 |



WIDENING SPREAD CASE

e.g : GOLD/XAUUSD

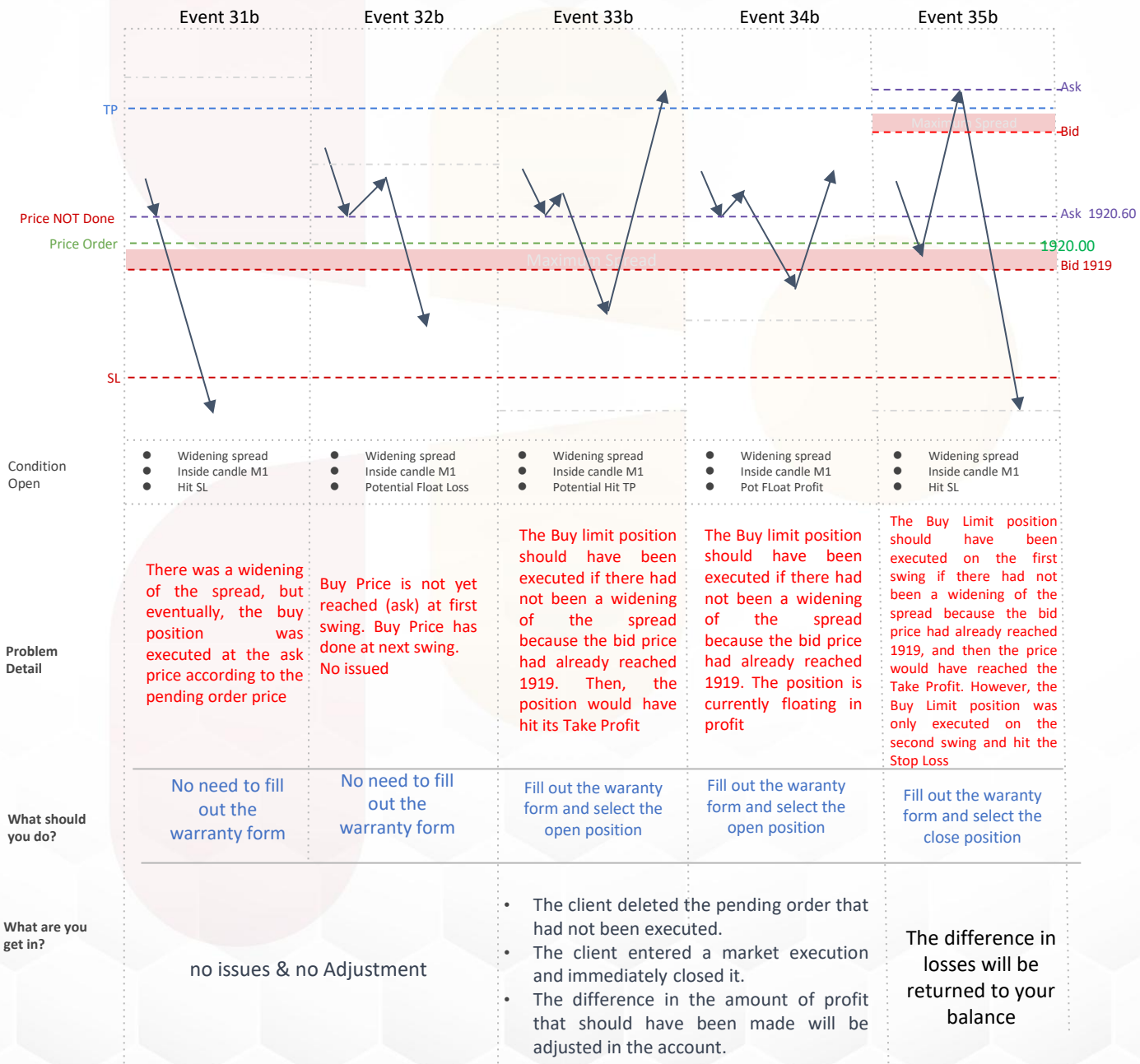
Request Price : Buy Limit at 1920.00

Done Price : Buy at 1919.00

Entry Benchmark : Ask

Ticks:

| Bid | Ask | Spread |
|---------|---------|--------|
| 1921.00 | 1921.50 | 50 |
| 1920.00 | 1920.50 | 50 |
| 1919.00 | 1920.60 | 160 |



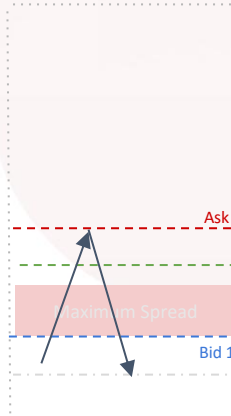
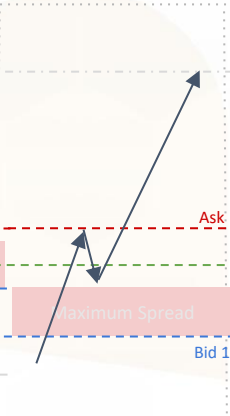
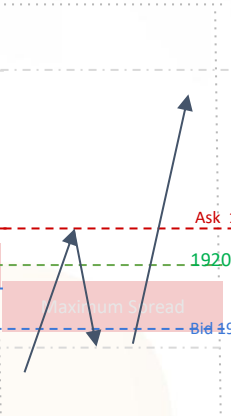
STOPLOSS CASE

e.g : GOLD/XAUUSD

Request Price :

Entry Sell, Stop Loss at 1920.00

Execute Benchmark : Ask

| STOP LOSS | Event 36 | Event 37 | Event 38 | Event 39 | Event 40 |
|----------------------|--|---|---|---|---|
| SL | | | | | |
| Price Done | | | | | Ask 1921 |
| Stop Loss | | | | | 1920.00 |
| |  |  |  |  |  |
| Problem Detail | <p>The Stop Loss was triggered due to the widening of the spread</p> | <ul style="list-style-type: none"> - Stop Loss should be triggered because the difference between the bid price and the Stop Loss price is within the maximal spread. - Receive an Adjustment for the price difference between the execution price and the Stop Loss price. | <ul style="list-style-type: none"> - The Stop Loss should still be hit on the second swing. - Receive an Adjustment for the price difference between the execution price and the Stop Loss price. | <ul style="list-style-type: none"> - The Stop Loss should still be hit on the second swing. - Receive an Adjustment for the price difference between the execution price and the Stop Loss price. | <ul style="list-style-type: none"> - The Stop Loss was triggered due to the widening of the spread - During the waiting period for the warranty claim process, the Stop Loss is triggered on the second swing. If the Stop Loss is triggered at a higher price, an adjustment will be provided. |
| What should you do? | Fill out the warranty form and select the close position | Fill out the warranty form and select the close position | Fill out the warranty form and select the close position | Fill out the warranty form and select the close position | Fill out the warranty form and select the close position |
| What are you get in? | The difference in losses will be returned to your balance | | | | Reopening |

STOPLOSS CASE

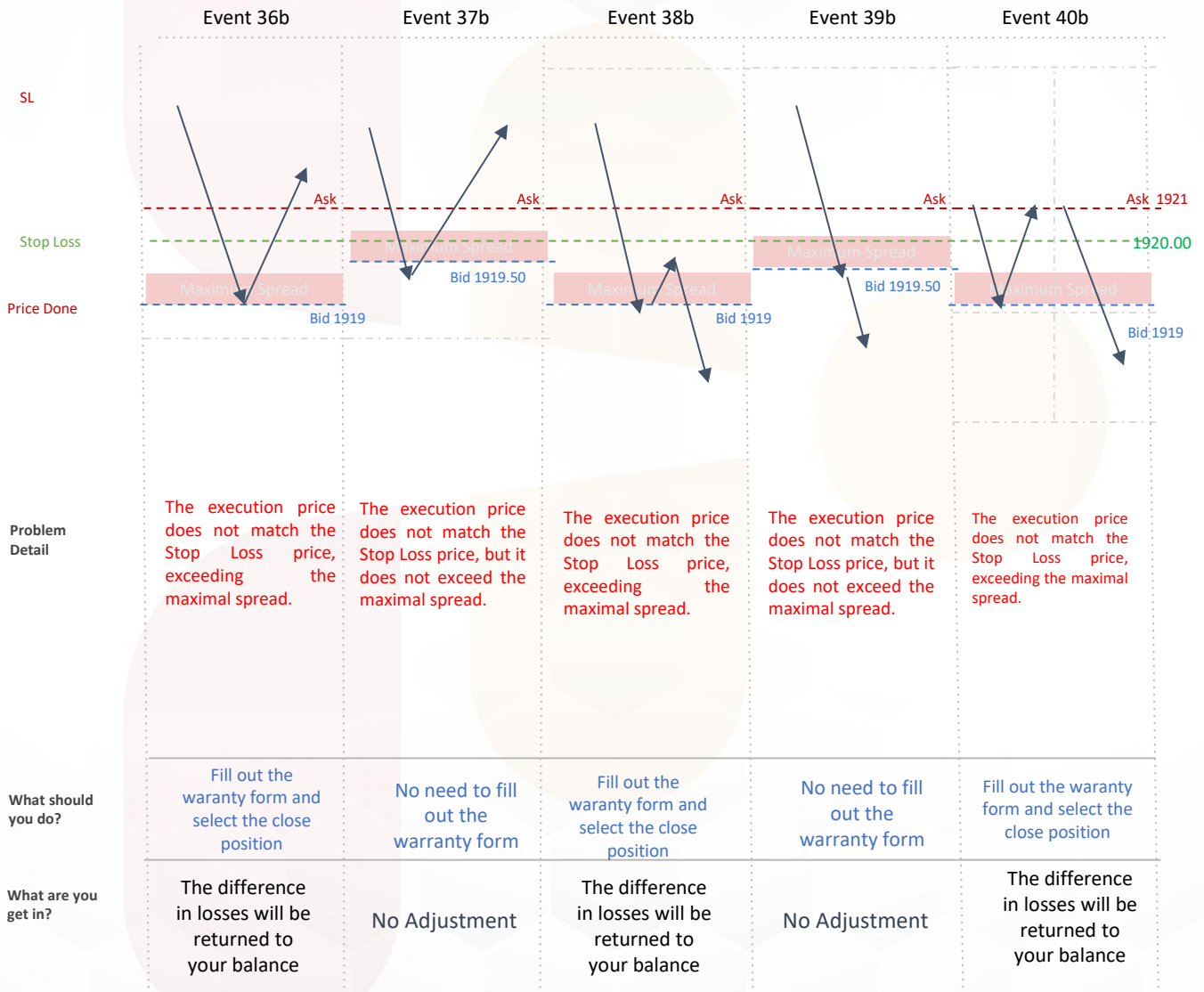
e.g : GOLD/XAUUSD

Request Price :

Entry Buy, Stop Loss at 1920.00

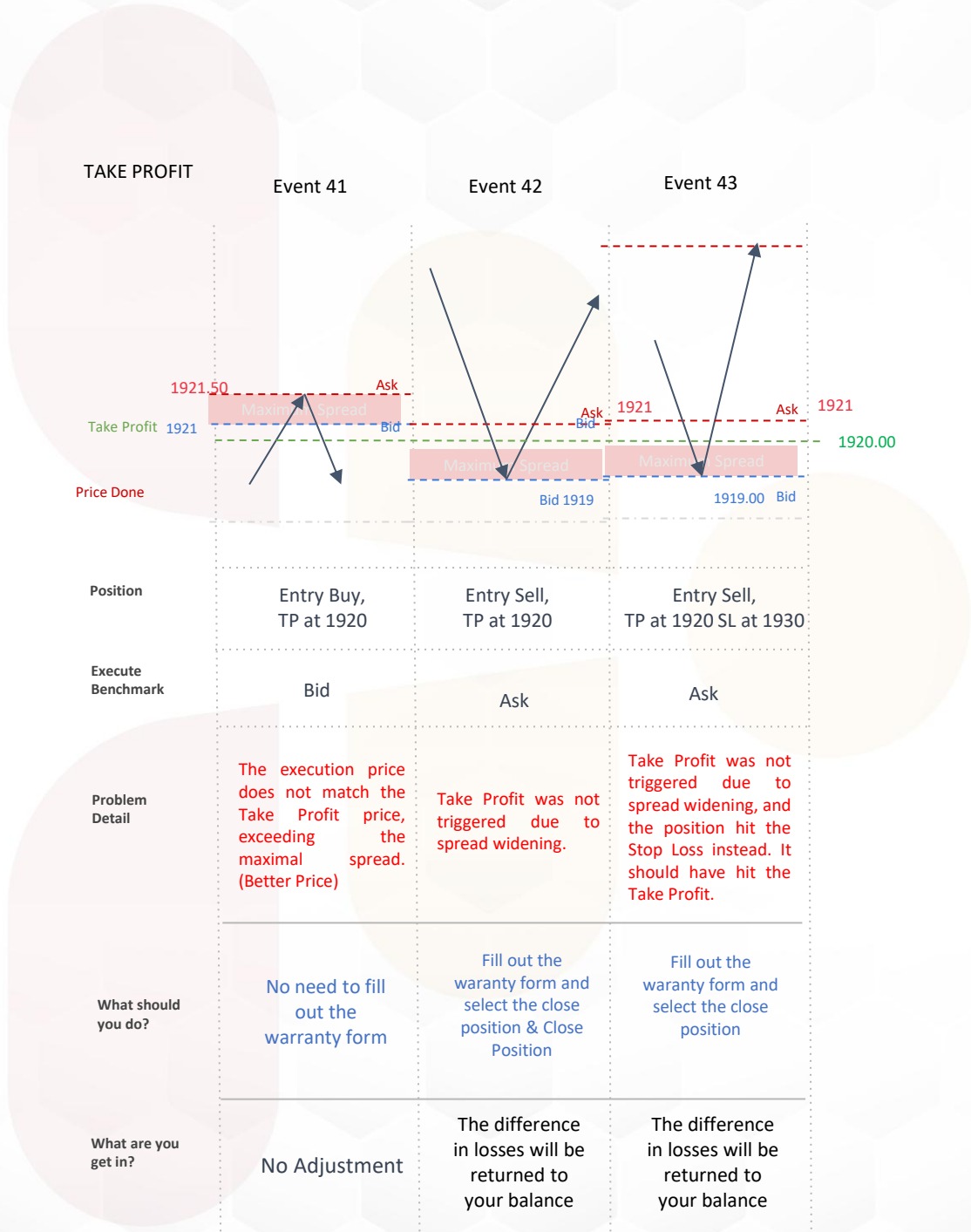
Execute Benchmark : **Bid**

STOP LOSS



TAKE PROFIT CASE

e.g : GOLD/XAUUSD

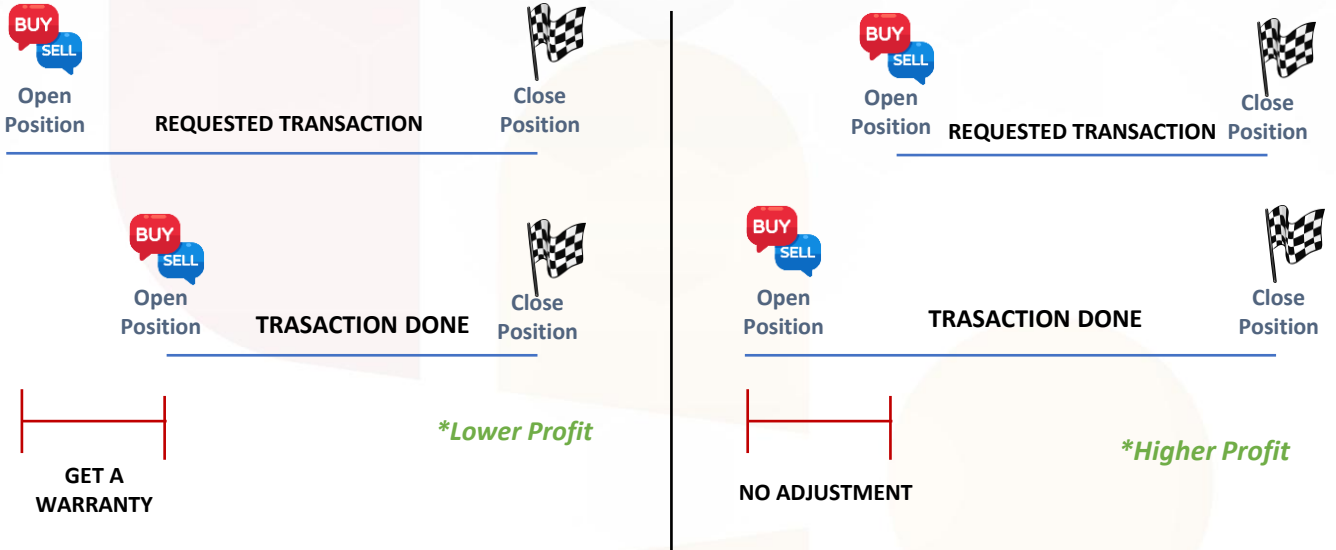


SLIPPAGE CASE

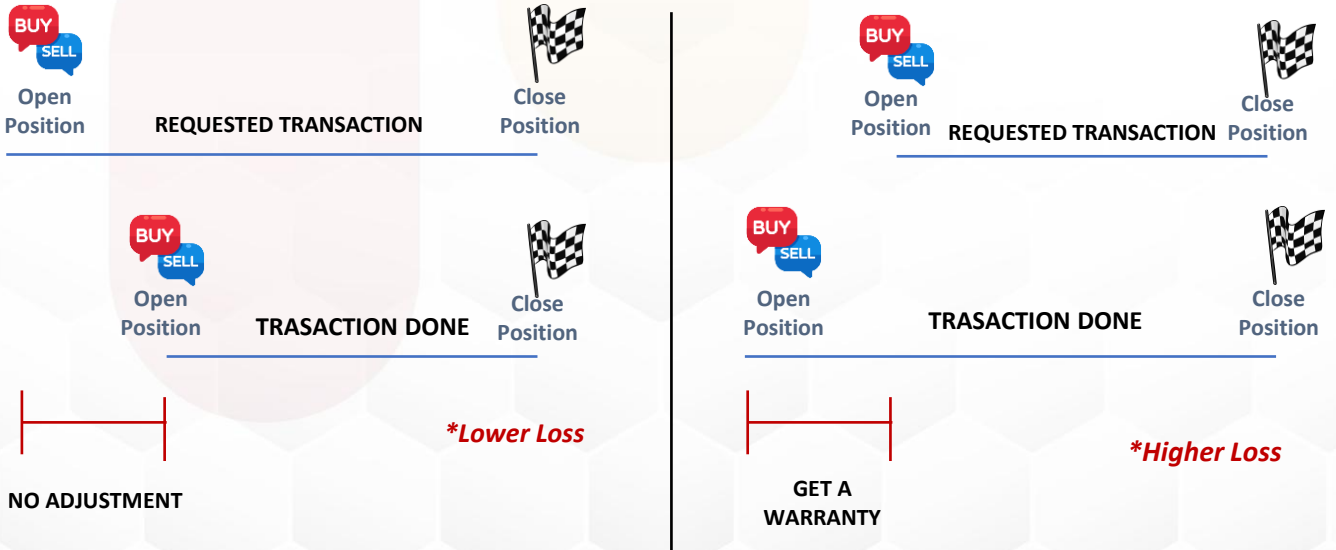
The Guarantee in the Case of Slippage is that You will Receive Compensation Equivalent to the Difference in the Profit/Loss You Incur.

For example, as shown in this image:

IN A PROFITABLE CONDITION



IN A LOSS CONDITION



SLIPPAGE CASE

Example in a transaction:

Buy Limit - Case 1



Transaction

| Entry | | | | | | Close | | |
|-----------|-----|---------|---------|---------|---------|---------------|-------------|------------|
| Action | Vol | Request | Done | SL | TP | Profit / Loss | Close Price | PL |
| Buy Limit | 1 | 2530.00 | 2520.00 | 2525.00 | 2535.00 | Loss | 2519.20 | \$ (80.00) |

Note: Hit the Stop Loss on the Next Tick, because the price has already passed the set Stop Loss

WARRANTY / GUARANTEE

| If No Slippage | | | | | Warranty | | | |
|----------------|---------|-----|---------|-------------|-------------|------------|-------------|---------------|
| Action | Request | Vol | SL | PL | Difference | Max Spread | Result | |
| Buy Limit | 2530.00 | 1 | 2525.00 | \$ (500.00) | \$ (420.00) | 0.85 | \$ (505.00) | No Adjustment |

Buy Limit - Case 2ab



Transaction

| Entry | | | | | | Close | | |
|-----------|-----|---------|---------|------|---------|---------------|-------------|-------------|
| Action | Vol | Request | Done | SL | TP | Profit / Loss | Close Price | PL |
| Buy Limit | 1 | 2530.00 | 2520.00 | 0.00 | 2535.00 | Profit | 2535.00 | \$ 1,500.00 |

| Entry | | | | | | Close | | |
|-----------|-----|---------|---------|---------|---------|---------------|-------------|-----------|
| Action | Vol | Request | Done | SL | TP | Profit / Loss | Close Price | PL |
| Buy Limit | 1 | 2530.00 | 2520.00 | 2525.00 | 2535.00 | Profit | 2525.00 | \$ 500.00 |

WARRANTY / GUARANTEE

| If No Slippage | | | | | Warranty | | | |
|----------------|---------|-----|---------|-----------|---------------|------------|---------------|---------------|
| Action | Request | Vol | SL | PL | Difference | Max Spread | Result | |
| Buy Limit | 2530.00 | 1 | 2535.00 | \$ 500.00 | \$ (1,000.00) | 0.85 | \$ (1,085.00) | No Adjustment |

| If No Slippage | | | | | Warranty | | | |
|----------------|---------|-----|---------|-----------|------------|------------|------------|---------------|
| Action | Request | Vol | SL | PL | Difference | Max Spread | Result | |
| Buy Limit | 2530.00 | 1 | 2535.00 | \$ 500.00 | \$ - | 0.85 | \$ (85.00) | No Adjustment |

Adjustment Calculation

| | | |
|-------------------------|----------------|------------|
| Difference - Max Spread | More Than Zero | Adjustment |
|-------------------------|----------------|------------|

| | | |
|-------------------------|----------------|---------------|
| Difference - Max Spread | Less Than Zero | No Adjustment |
|-------------------------|----------------|---------------|

SLIPPAGE CASE

Example in a transaction:

Buy Stop - Case 3



Transaction

| Entry | | | | | | Close | | |
|----------|-----|---------|---------|---------|---------|---------------|-------------|----------|
| Action | Vol | Request | Done | SL | TP | Profit / Loss | Close Price | PL |
| Buy Stop | 1 | 2530.00 | 2536.00 | 2525.00 | 2535.00 | Profit | 2536.40 | \$ 40.00 |

WARRANTY / GUARANTEE

| If No Slippage | | | | | Warranty | | | |
|----------------|---------|-----|---------|-----------|------------|------------|-----------|------------|
| Action | Request | Vol | SL | PL | Difference | Max Spread | Result | |
| Buy Stop | 2530.00 | 1 | 2535.00 | \$ 500.00 | \$ 460.00 | 0.85 | \$ 375.00 | Adjustment |

Buy Stop - Case 4ab



Transaction

| Entry | | | | | | Close | | |
|----------|-----|---------|---------|---------|------|---------------|-------------|---------------|
| Action | Vol | Request | Done | SL | TP | Profit / Loss | Close Price | PL |
| Buy Stop | 1 | 2530.00 | 2536.00 | 2525.00 | 0.00 | Loss | 2525.00 | \$ (1,100.00) |

| Entry | | | | | | Close | | |
|----------|-----|---------|---------|---------|---------|---------------|-------------|----------|
| Action | Vol | Request | Done | SL | TP | Profit / Loss | Close Price | PL |
| Buy Stop | 1 | 2530.00 | 2536.00 | 2525.00 | 2535.00 | Loss | 2536.40 | \$ 40.00 |

Note: Hit Cut Loss at Take Profit (TP)

WARRANTY / GUARANTEE

| If No Slippage | | | | | Warranty | | | |
|----------------|---------|-----|---------|-------------|------------|------------|-----------|------------|
| Action | Request | Vol | SL | PL | Difference | Max Spread | Result | |
| Buy Stop | 2530.00 | 1 | 2525.00 | \$ (500.00) | \$ 600.00 | 0.85 | \$ 515.00 | Adjustment |

| If No Slippage | | | | | Warranty | | | |
|----------------|---------|-----|---------|-----------|------------|------------|-----------|------------|
| Action | Request | Vol | SL | PL | Difference | Max Spread | Result | |
| Buy Stop | 2530.00 | 1 | 2535.00 | \$ 500.00 | \$ 460.00 | 0.85 | \$ 375.00 | Adjustment |

Adjustment Calculation

| | | |
|-------------------------|----------------|------------|
| Difference - Max Spread | More Than Zero | Adjustment |
|-------------------------|----------------|------------|

| | | |
|-------------------------|----------------|---------------|
| Difference - Max Spread | Less Than Zero | No Adjustment |
|-------------------------|----------------|---------------|

SLIPPAGE CASE

Example in a transaction:

Sell Stop - Case 5



Transaction

| Entry | | | | | | Close | | |
|-----------|-----|---------|---------|---------|---------|---------------|-------------|----------|
| Action | Vol | Request | Done | SL | TP | Profit / Loss | Close Price | PL |
| Sell Stop | 1 | 2530.00 | 2524.00 | 2533.00 | 2525.00 | Profit | 2523.80 | \$ 20.00 |

WARRANTY / GUARANTEE

| If No Slippage | | | | | Warranty | | | |
|----------------|---------|-----|---------|-----------|------------|------------|-----------|------------|
| Action | Request | Vol | SL | PL | Difference | Max Spread | Result | |
| Sell Stop | 2530.00 | 1 | 2525.00 | \$ 500.00 | \$ 480.00 | 0.85 | \$ 395.00 | Adjustment |

Sell Stop - Case 6



Transaction

| Entry | | | | | | Close | | |
|-----------|-----|---------|---------|---------|---------|---------------|-------------|---------------|
| Action | Vol | Request | Done | SL | TP | Profit / Loss | Close Price | PL |
| Sell Stop | 1 | 2530.00 | 2525.00 | 2533.00 | 2525.00 | Loss | 2535.00 | \$ (1,000.00) |

WARRANTY / GUARANTEE

| If No Slippage | | | | | Warranty | | | |
|----------------|---------|-----|---------|-------------|------------|------------|-----------|------------|
| Action | Request | Vol | SL | PL | Difference | Max Spread | Result | |
| Sell Stop | 2530.00 | 1 | 2533.00 | \$ (300.00) | \$ 700.00 | 0.85 | \$ 615.00 | Adjustment |

Adjustment Calculation

| | | |
|-------------------------|----------------|------------|
| Difference - Max Spread | More Than Zero | Adjustment |
|-------------------------|----------------|------------|

| | | |
|-------------------------|----------------|---------------|
| Difference - Max Spread | Less Than Zero | No Adjustment |
|-------------------------|----------------|---------------|

SLIPPAGE CASE

Example in a transaction:

Sell Limit - Case 7



Transaction

| Entry | | | | | | Close | | |
|------------|-----|---------|---------|---------|---------|---------------|-------------|------------|
| Action | Vol | Request | Done | SL | TP | Profit / Loss | Close Price | PL |
| Sell Limit | 1 | 2530.00 | 2535.00 | 2530.20 | 2520.00 | Loss | 2535.20 | \$ (20.00) |

Note: Hit the Stop Loss on the Next Tick, because the price has already passed the set Stop Loss

WARRANTY / GUARANTEE

| If No Slippage | | | | | Warranty | | | | |
|----------------|---------|-----|---------|------------|------------|------------|------------|---------------|--|
| Action | Request | Vol | SL | PL | Difference | Max Spread | Result | | |
| Sell Limit | 2530.00 | 1 | 2530.20 | \$ (20.00) | \$ - | 0.85 | \$ (85.00) | No Adjustment | |

Sell Limit - Case 8



Transaction

| Entry | | | | | | Close | | |
|------------|-----|---------|---------|------|---------|---------------|-------------|-------------|
| Action | Vol | Request | Done | SL | TP | Profit / Loss | Close Price | PL |
| Sell Limit | 1 | 2530.00 | 2535.00 | 0.00 | 2520.00 | Profit | 2520.00 | \$ 1,500.00 |

WARRANTY / GUARANTEE

| If No Slippage | | | | | Warranty | | | | |
|----------------|---------|-----|---------|-------------|-------------|------------|-------------|---------------|--|
| Action | Request | Vol | SL | PL | Difference | Max Spread | Result | | |
| Sell Limit | 2530.00 | 1 | 2520.00 | \$ 1,000.00 | \$ (500.00) | 0.85 | \$ (585.00) | No Adjustment | |

Adjustment Calculation

| | | |
|-------------------------|----------------|------------|
| Difference - Max Spread | More Than Zero | Adjustment |
|-------------------------|----------------|------------|

| | | |
|-------------------------|----------------|---------------|
| Difference - Max Spread | Less Than Zero | No Adjustment |
|-------------------------|----------------|---------------|

SERVER DOWN & PRICE FREEZE CASE

Event 44

The freeze of prices can be caused by several factors. If this freeze is due to Orbi Trade's system, then the affected transactions will receive compensation.

Examples of affected transactions include:

You are unable to close existing positions.

You can request an Emergency Close as follows:

- Chat on WhatsApp with your Orbi Trade Client Care / Trading Coach saying "Close Now".
- Attempt to close on your MetaTrader platform; the MetaTrader Journal will record this movement, which you can use as evidence when you submit it to our Client Care.
- Record a video of your attempt to close, which you can also submit as evidence to our Client Care.

In this case, you will receive compensation by obtaining the closing price calculated as follows:

**After the price stoppage is resolved and the chart returns to normal, the average price on the M1 candle of your Emergency Close will be calculated.*

Example: Emergency Close performed at 14:30 (UTC+2)

- For Buy Entry Position: $(\text{High Price} + \text{Low Price}) / 2 - \text{Maximum Spread}$
- For Sell Entry Position: $(\text{High Price} + \text{Low Price}) / 2 + \text{Maximum Spread}$

BURST TIME CASE

Event 45

A Burst Time Case refers to a transaction you wish to execute, but your ticket position is currently being processed in a Warranty Claim.

Possible transactions include:

You want to close your ticket position that is currently in the process of reopening in warranty.

You can request an Emergency Close as follows:

- Screenshot the price on MetaTrader Orbi Trade for the pair you are targeting (ensure this screenshot is relevant, i.e., taken during the period when your ticket is being processed in warranty).
- Send the screenshot as evidence via chat or email to our Client Care or Trading Coach.

In this case, you will receive compensation by obtaining the closing price calculated as follows:

- For Buy Entry Position: Screenshot price - Maximum Spread
- For Sell Entry Position: Screenshot price + Maximum Spread

FULL MARGIN & HEDGING

1. No Warranty for Stop Out Caused by the Use of Full Margin

Example:

Leverage 1:1000

Margin for Entry on XAUUSD 1 Lot = \$100

The spread during market volatility is approximately 85 Pips or 0.85 Points
Example

Bid Price - Ask Price

2560.00 – 2560.85

Thus, if you enter 1 lot, your position will automatically be at \$-85.
So, the remaining funds will be \$15, and the margin level will only be 15%.

This will automatically result in a Margin Call (MC) or Stop Out, as it is less than 30%.

Please note, situations like this are not covered under warranty.

2. High-Risk Hedging Positions and Trading Warranty Policy

Hedging/Locking refers to a situation where a trader holds two opposite trading positions on the same currency pair. This strategy carries a high level of risk and should ideally be anticipated or avoided by traders.

Please note that hedging pending orders (for example: buy stop and sell stop) placed within the period of 1 hour before until 1 hour after a news release will not be covered by warranty.

Please consider this when planning your trading strategies.

WARRANTY CLAIM PROCEDURE

You have 1x 24 hours (Open Position) and 2x 24 hours (Close position) to request a warranty. The procedure is as follows:

Access the website or application.

- On the website, click on the three lines located at the top left and select "warranty form."
- On the application, open the main menu and choose "warranty form."

Create a new ticket by selecting "create a new ticket" (via website) or click the "+" sign (via app).

- Choose the account.
- Select the type of issue (open or close).
- Choose the transaction you want to file a warranty claim.
- Provide details about the problem and price.
- The warranty claim process is completed.

Warranty claims for transactions made two hours before the market closes until two hours after the market opens will not be accepted.

CALCULATION METHOD

The running price reference is the Bid price, as it is the price recorded on the MetaTrader history chart. Therefore, if there is a spread widening, it affects the Ask price.

Compensation is calculated based on the difference between the pending order price and the received price, not the difference between the bid and ask prices or the spread widening.

The warranty claim process for each transaction involves two sides: the opening position and the closing position.

For each warranty calculation process, the maximum spread will be subtracted or added:

- For Buy Position: Subtracted by Maximum Spread
- For Sell Position: Added by Maximum Spread

Gaps are empty spaces in the charts that arise due to price jumps caused by the "absence of transactions" at that price level. The gaps are purely a result of market movements, and therefore, Orbi Trade does not provide compensation for the price differences you encounter as a result.

Anything that occurs outside of this warranty algorithm is a trading risk you undertake and is not the responsibility of Orbi Trade.

Note:

This Agreement constitutes the entire agreement between the Parties and supersedes any prior agreement, understanding, or arrangement between the Parties relating to the subject.

Official Orbi Trade Contact:

Phone: +1 737 232 2299

WhatsApp: +628 111 717 999

Email: Info@orbitrades.com / Support@orbitrades.com